



STATEMENT OF APPROPRIATIONS, ALLOTMENTS, OBLIGATIONS, DISBURSEMENTS AND BALANCES As at the Quarter Ending March 31, 2024

Department : Department of Environment and Natural Resources (DENR) Agency/Entity : Mines and Geosciences Bureau Operating Unit : Regional Office - XIII Organization Code (UACS) : 10 003 0300016 Fund Cluster : 01 - Regular Agency Fund (e.g. UACS Fund Cluster: 01-Regular Agency Fund, 02-Foreign Assisted Projects Fund, 03-Special Account-Locally Funded/Domestic Grants Fund, and 04-Special Account-Foreign Assisted/Foreign Grants Fund)

Table with 2 columns: Selection box (X), Description (Current Year Appropriations, Supplemental Appropriations, Continuing Appropriations)

Main financial statement table with columns: Particulars, UACS CODE, Appropriations, Allotments, Current Year Obligations, Current Year Disbursements, Balances. Includes rows for Agency Specific Budget, Support to Operations, and Mineral Resources Development.

This report was generated using the Unified Reporting System on April 24, 2024 10:55 AM. Status: SUBMITTED

Department : Department of Environment and Natural Resources (DENR) Agency/Entity : Mines and Geosciences Bureau Operating Unit : Regional Office - XIII Organization Code (UACS) : 10 003 0300016 Fund Cluster : 01 - Regular Agency Fund (e.g. UACS Fund Cluster: 01-Regular Agency Fund, 02-Foreign Assisted Projects Fund, 03-Special Account-Locally Funded/Domestic Grants Fund, and 04-Special Account-Foreign Assisted/Foreign Grants Fund)

Table with 2 columns: Selection box (X), Description (Current Year Appropriations, Supplemental Appropriations, Continuing Appropriations)

Main financial statement table with columns: Particulars, UACS CODE, Appropriations, Allotments, Current Year Obligations, Current Year Disbursements, Balances. Includes rows for MOOE, Geological Assessment for Risk Reduction and Resiliency, and II. Automatic Appropriations.

| | | | | | | | | | | | | | | | | | | | | | | | |
|---|--|---------------|--------------|---------------|---------------|------|------|--------------|---------------|---------------|------|------|------|---------------|---------------|------|------|------|---------------|------|---------------|-----------|--------------|
| Sub-total II. Automatic Appropriations | | 3,299,000.00 | 0.00 | 3,299,000.00 | 3,299,000.00 | 0.00 | 0.00 | 0.00 | 3,299,000.00 | 761,515.92 | 0.00 | 0.00 | 0.00 | 761,515.92 | 761,515.92 | 0.00 | 0.00 | 0.00 | 761,515.92 | 0.00 | 2,537,484.08 | 0.00 | 0.00 |
| PS | | 3,299,000.00 | 0.00 | 3,299,000.00 | 3,299,000.00 | 0.00 | 0.00 | 0.00 | 3,299,000.00 | 761,515.92 | 0.00 | 0.00 | 0.00 | 761,515.92 | 761,515.92 | 0.00 | 0.00 | 0.00 | 761,515.92 | 0.00 | 2,537,484.08 | 0.00 | 0.00 |
| MCOE | | 0.00 | 0.00 | 0.00 | 0.00 | 0.00 | 0.00 | 0.00 | 0.00 | 0.00 | 0.00 | 0.00 | 0.00 | 0.00 | 0.00 | 0.00 | 0.00 | 0.00 | 0.00 | 0.00 | 0.00 | 0.00 | 0.00 |
| FinEx | | 0.00 | 0.00 | 0.00 | 0.00 | 0.00 | 0.00 | 0.00 | 0.00 | 0.00 | 0.00 | 0.00 | 0.00 | 0.00 | 0.00 | 0.00 | 0.00 | 0.00 | 0.00 | 0.00 | 0.00 | 0.00 | 0.00 |
| CO | | 0.00 | 0.00 | 0.00 | 0.00 | 0.00 | 0.00 | 0.00 | 0.00 | 0.00 | 0.00 | 0.00 | 0.00 | 0.00 | 0.00 | 0.00 | 0.00 | 0.00 | 0.00 | 0.00 | 0.00 | 0.00 | 0.00 |
| IV. Reversion of the Unobligated Allotments charged against R.A. Nos. 11465 and 11494 | | 0.00 | 0.00 | 0.00 | 0.00 | 0.00 | 0.00 | 0.00 | 0.00 | 0.00 | 0.00 | 0.00 | 0.00 | 0.00 | 0.00 | 0.00 | 0.00 | 0.00 | 0.00 | 0.00 | 0.00 | 0.00 | 0.00 |
| GRAND TOTAL | | 74,451,000.00 | 2,408,643.00 | 76,859,643.00 | 74,451,000.00 | 0.00 | 0.00 | 2,408,643.00 | 76,859,643.00 | 19,624,248.92 | 0.00 | 0.00 | 0.00 | 19,624,248.92 | 18,023,808.55 | 0.00 | 0.00 | 0.00 | 18,023,808.55 | 0.00 | 57,235,394.08 | 20,555.00 | 1,579,885.37 |
| PS | | 38,844,000.00 | 0.00 | 38,844,000.00 | 38,844,000.00 | 0.00 | 0.00 | 0.00 | 38,844,000.00 | 7,971,438.42 | 0.00 | 0.00 | 0.00 | 7,971,438.42 | 7,950,883.42 | 0.00 | 0.00 | 0.00 | 7,950,883.42 | 0.00 | 30,872,561.58 | 20,555.00 | 0.00 |
| MCOE | | 33,807,000.00 | 823,643.00 | 34,630,643.00 | 33,807,000.00 | 0.00 | 0.00 | 823,643.00 | 34,630,643.00 | 9,410,310.50 | 0.00 | 0.00 | 0.00 | 9,410,310.50 | 8,009,825.13 | 0.00 | 0.00 | 0.00 | 8,009,825.13 | 0.00 | 25,220,332.50 | 0.00 | 1,400,485.37 |
| CO | | 1,800,000.00 | 1,585,000.00 | 3,385,000.00 | 1,800,000.00 | 0.00 | 0.00 | 1,585,000.00 | 3,385,000.00 | 2,242,500.00 | 0.00 | 0.00 | 0.00 | 2,242,500.00 | 2,063,100.00 | 0.00 | 0.00 | 0.00 | 2,063,100.00 | 0.00 | 1,142,500.00 | 0.00 | 179,400.00 |


| | | | | | | | | | | | | | | | | | | | | | | | |
|---|--|---------------|------|---------------|---------------|------|------|------|---------------|---------------|------|------|------|---------------|---------------|------|------|------|---------------|------|---------------|------|--------------|
| Recapitulation by OO: | | | | | | | | | | | | | | | | | | | | | | | |
| I. Agency Specific Budget | | 52,698,000.00 | 0.00 | 52,698,000.00 | 52,698,000.00 | 0.00 | 0.00 | 0.00 | 52,698,000.00 | 14,218,134.19 | 0.00 | 0.00 | 0.00 | 14,218,134.19 | 12,662,166.91 | 0.00 | 0.00 | 0.00 | 12,662,166.91 | 0.00 | 38,479,865.81 | 0.00 | 1,555,957.28 |
| MINERAL RESOURCES AND GEOSCIENCES DEVELOPMENT PROGRAM | | 3,452,000.00 | 0.00 | 3,452,000.00 | 3,452,000.00 | 0.00 | 0.00 | 0.00 | 3,452,000.00 | 933,747.73 | 0.00 | 0.00 | 0.00 | 933,747.73 | 857,437.75 | 0.00 | 0.00 | 0.00 | 857,437.75 | 0.00 | 2,518,252.27 | 0.00 | 76,309.98 |


This report was generated using the Unified Reporting System on April 24, 2024 10:55 AM. Status : SUBMITTED


Department : Department of Environment and Natural Resources (DENR)
 Agency/Entity : Mines and Geosciences Bureau
 Operating Unit : Regional Office - XIII
 Organization Code (UACS) : 10 003 0300016
 Fund Cluster : 01 - Regular Agency Fund
 (e.g. UACS Fund Cluster: 01-Regular Agency Fund, 02-Foreign Assisted Projects Fund, 03-Special Account-Locally Funded/Domestic Grants Fund, and 04-Special Account-Foreign Assisted/Foreign Grants Fund)


| | |
|---|-----------------------------|
| X | Current Year Appropriations |
| | Supplemental Appropriations |
| | Continuing Appropriations |

| Particulars | UACS CODE | Appropriations | | | Allotments | | | Current Year Obligations | | | | | Current Year Disbursements | | | | | Balances | | | | | |
|--|-----------|---------------------------|--|-------------------------|---------------------|--|-------------|--------------------------|---------------------|-----------------------------|----------------------------|---------------------------------|--------------------------------|------------------|-----------------------------|----------------------------|---------------------------------|--------------------------------|------------------|---------------------------|------------------------|------------------------------------|--------------|
| | | Authorized Appropriations | Adjustments (Transfer To/From, Modifications/ Augmentations) | Adjusted Appropriations | Allotments Received | Adjustments (Reductions, Modifications/ Augmentations) | Transfer To | Transfer From | Adjusted Allotments | 1st Quarter Ending March 31 | 2nd Quarter Ending June 30 | 3rd Quarter Ending September 30 | 4th Quarter Ending December 31 | Total | 1st Quarter Ending March 31 | 2nd Quarter Ending June 30 | 3rd Quarter Ending September 30 | 4th Quarter Ending December 31 | Total | Unreleased Appropriations | Unobligated Allotments | Unpaid Obligations (15-20)=(23+24) | |
| 1 | 2 | 3 | 4 | 5=(3+4) | 6 | 7 | 8 | 9 | 10=[(6+)-(7)-8+9] | 11 | 12 | 13 | 14 | 15=(11+12+13+14) | 16 | 17 | 18 | 19 | 20=(16+17+18+19) | 21 | 22 | 23 | 24 |
| MINERAL RESOURCES ENFORCEMENT AND REGULATORY PROGRAM | | 29,129,000.00 | 0.00 | 29,129,000.00 | 29,129,000.00 | 0.00 | 0.00 | 0.00 | 29,129,000.00 | 9,428,684.62 | 0.00 | 0.00 | 0.00 | 9,428,684.62 | 7,965,967.29 | 0.00 | 0.00 | 0.00 | 7,965,967.29 | 0.00 | 19,700,315.38 | 0.00 | 1,462,717.33 |
| GEOLOGICAL RISK REDUCTION AND RESILIENCY PROGRAM | | 20,117,000.00 | 0.00 | 20,117,000.00 | 20,117,000.00 | 0.00 | 0.00 | 0.00 | 20,117,000.00 | 3,855,701.84 | 0.00 | 0.00 | 0.00 | 3,855,701.84 | 3,838,761.87 | 0.00 | 0.00 | 0.00 | 3,838,761.87 | 0.00 | 16,261,298.16 | 0.00 | 16,939.97 |

Certified Correct:

 RHODORA B. TAN
 Budget Officer-Designate
 Date: April 19, 2024 05:13 PM

Certified Correct:

 RUEL M. SINGSIG
 Accountant-Designate
 Date: April 19, 2024 05:13 PM

Recommending Approval By:

 JOSE L. GASLINO
 Chief, Finance and Administrative Division
 Date: April 19, 2024 05:15 PM

Approved By:
 By Authority of the Regional Director:

 VERLIN MARIE M. BALDAPAN
 Engineer V
 Officer-In-Charge

This report was generated using the Unified Reporting System on April 24, 2024 10:55 AM. Status : SUBMITTED

Department : Department of Environment and Natural Resources (DENR)
 Agency/Entity : Mines and Geosciences Bureau
 Operating Unit : Regional Office - XIII
 Organization Code (UACS) : 10 003 0300016
 Fund Cluster : 01 - Regular Agency Fund

| | |
|---|-----------------------------|
| X | Current Year Appropriations |
| | Supplemental Appropriations |
| | Continuing Appropriations |

(e.g. UACS Fund Cluster: 01-Regular Agency Fund, 02-Foreign Assisted Projects Fund, 03-Special Account-Locally Funded/Domestic Grants Fund, and 04-Special Account-Foreign Assisted/Foreign Grants Fund)

| Particulars | UACS CODE | Appropriations | | | | Allotments | | | | Obligations | | | | | Disbursements | | | | | Balances | | | |
|--|------------|---------------------------|---|-------------------------|---------------------|---|-------------|---------------|---------------------|-----------------------------|----------------------------|---------------------------------|--------------------------------|------------------|-----------------------------|----------------------------|---------------------------------|--------------------------------|------------------|---------------------------|------------------------|------------------------------------|--------------|
| | | Authorized Appropriations | Adjustments (Transfer To/From, Modifications/Augmentations) | Adjusted Appropriations | Allotments Received | Adjustments (Reductions, Modifications/Augmentations) | Transfer To | Transfer From | Adjusted Allotments | 1st Quarter Ending March 31 | 2nd Quarter Ending June 30 | 3rd Quarter Ending September 30 | 4th Quarter Ending December 31 | Total | 1st Quarter Ending March 31 | 2nd Quarter Ending June 30 | 3rd Quarter Ending September 30 | 4th Quarter Ending December 31 | Total | Unreleased Appropriations | Unobligated Allotments | Unpaid Obligations (15-20)=(23+24) | |
| | | 3 | 4 | 5=(3+4) | 6 | 7 | 8 | 9 | 10=[(6+(-7))-8+9] | 11 | 12 | 13 | 14 | 15=(11+12+13+14) | 16 | 17 | 18 | 19 | 20=(16+17+18+19) | 21=(5-10) | 22=(10-15) | 23 | 24 |
| Communication Expenses | | 647,000.00 | 0.00 | 647,000.00 | 647,000.00 | 0.00 | 0.00 | 0.00 | 647,000.00 | 199,257.76 | 0.00 | 0.00 | 0.00 | 199,257.76 | 199,257.76 | 0.00 | 0.00 | 0.00 | 199,257.76 | 0.00 | 447,742.24 | 0.00 | 0.00 |
| Postage and Courier Services | 5020501000 | 136,000.00 | 0.00 | 136,000.00 | 136,000.00 | 0.00 | 0.00 | 0.00 | 136,000.00 | 45,931.00 | 0.00 | 0.00 | 0.00 | 45,931.00 | 45,931.00 | 0.00 | 0.00 | 0.00 | 45,931.00 | 0.00 | 90,069.00 | 0.00 | 0.00 |
| Telephone Expenses | 5020502000 | 319,000.00 | 0.00 | 319,000.00 | 319,000.00 | 0.00 | 0.00 | 0.00 | 319,000.00 | 4,000.00 | 0.00 | 0.00 | 0.00 | 4,000.00 | 4,000.00 | 0.00 | 0.00 | 0.00 | 4,000.00 | 0.00 | 315,000.00 | 0.00 | 0.00 |
| Mobile | 5020502001 | 199,000.00 | 0.00 | 199,000.00 | 199,000.00 | 0.00 | 0.00 | 0.00 | 199,000.00 | 4,000.00 | 0.00 | 0.00 | 0.00 | 4,000.00 | 4,000.00 | 0.00 | 0.00 | 0.00 | 4,000.00 | 0.00 | 195,000.00 | 0.00 | 0.00 |
| Landline | 5020502002 | 120,000.00 | 0.00 | 120,000.00 | 120,000.00 | 0.00 | 0.00 | 0.00 | 120,000.00 | 0.00 | 0.00 | 0.00 | 0.00 | 0.00 | 0.00 | 0.00 | 0.00 | 0.00 | 0.00 | 0.00 | 120,000.00 | 0.00 | 0.00 |
| Internet Subscription Expenses | 5020503000 | 180,000.00 | 0.00 | 180,000.00 | 180,000.00 | 0.00 | 0.00 | 0.00 | 180,000.00 | 149,326.76 | 0.00 | 0.00 | 0.00 | 149,326.76 | 149,326.76 | 0.00 | 0.00 | 0.00 | 149,326.76 | 0.00 | 30,673.24 | 0.00 | 0.00 |
| Cable, Satellite, Telegraph and Radio Expenses | 5020504000 | 12,000.00 | 0.00 | 12,000.00 | 12,000.00 | 0.00 | 0.00 | 0.00 | 12,000.00 | 0.00 | 0.00 | 0.00 | 0.00 | 0.00 | 0.00 | 0.00 | 0.00 | 0.00 | 0.00 | 0.00 | 12,000.00 | 0.00 | 0.00 |
| Confidential, Intelligence and Extraordinary | | 117,000.00 | 0.00 | 117,000.00 | 117,000.00 | 0.00 | 0.00 | 0.00 | 117,000.00 | 29,100.00 | 0.00 | 0.00 | 0.00 | 29,100.00 | 29,100.00 | 0.00 | 0.00 | 0.00 | 29,100.00 | 0.00 | 87,900.00 | 0.00 | 0.00 |
| Extraordinary and Miscellaneous Expenses | 5021003000 | 117,000.00 | 0.00 | 117,000.00 | 117,000.00 | 0.00 | 0.00 | 0.00 | 117,000.00 | 29,100.00 | 0.00 | 0.00 | 0.00 | 29,100.00 | 29,100.00 | 0.00 | 0.00 | 0.00 | 29,100.00 | 0.00 | 87,900.00 | 0.00 | 0.00 |
| Professional Services | | 7,802,000.00 | 0.00 | 7,802,000.00 | 7,802,000.00 | 0.00 | 0.00 | 0.00 | 7,802,000.00 | 2,770,092.92 | 0.00 | 0.00 | 0.00 | 2,770,092.92 | 1,489,279.65 | 0.00 | 0.00 | 0.00 | 1,489,279.65 | 0.00 | 5,031,907.08 | 0.00 | 1,280,813.27 |
| Other Professional Services | 5021199000 | 7,802,000.00 | 0.00 | 7,802,000.00 | 7,802,000.00 | 0.00 | 0.00 | 0.00 | 7,802,000.00 | 2,770,092.92 | 0.00 | 0.00 | 0.00 | 2,770,092.92 | 1,489,279.65 | 0.00 | 0.00 | 0.00 | 1,489,279.65 | 0.00 | 5,031,907.08 | 0.00 | 1,280,813.27 |
| General Services | | 5,860,000.00 | 0.00 | 5,860,000.00 | 5,860,000.00 | 0.00 | 0.00 | 0.00 | 5,860,000.00 | 1,700,257.68 | 0.00 | 0.00 | 0.00 | 1,700,257.68 | 1,664,305.59 | 0.00 | 0.00 | 0.00 | 1,664,305.59 | 0.00 | 4,159,742.32 | 0.00 | 35,952.09 |
| Janitorial Services | 5021202000 | 597,000.00 | 0.00 | 597,000.00 | 597,000.00 | 0.00 | 0.00 | 0.00 | 597,000.00 | 69,511.70 | 0.00 | 0.00 | 0.00 | 69,511.70 | 57,477.70 | 0.00 | 0.00 | 0.00 | 57,477.70 | 0.00 | 527,488.30 | 0.00 | 12,034.00 |
| Security Services | 5021203000 | 775,000.00 | 0.00 | 775,000.00 | 775,000.00 | 0.00 | 0.00 | 0.00 | 775,000.00 | 124,321.16 | 0.00 | 0.00 | 0.00 | 124,321.16 | 124,321.16 | 0.00 | 0.00 | 0.00 | 124,321.16 | 0.00 | 650,678.84 | 0.00 | 0.00 |
| Other General Services | 5021299000 | 4,488,000.00 | 0.00 | 4,488,000.00 | 4,488,000.00 | 0.00 | 0.00 | 0.00 | 4,488,000.00 | 1,506,424.82 | 0.00 | 0.00 | 0.00 | 1,506,424.82 | 1,482,506.73 | 0.00 | 0.00 | 0.00 | 1,482,506.73 | 0.00 | 2,981,575.18 | 0.00 | 23,918.09 |
| Other General Services - ICT Services | 5021299001 | 1,074,000.00 | 0.00 | 1,074,000.00 | 1,074,000.00 | 0.00 | 0.00 | 0.00 | 1,074,000.00 | 100,783.60 | 0.00 | 0.00 | 0.00 | 100,783.60 | 76,865.51 | 0.00 | 0.00 | 0.00 | 76,865.51 | 0.00 | 973,216.40 | 0.00 | 23,918.09 |
| Other General Services | 5021299009 | 3,414,000.00 | 0.00 | 3,414,000.00 | 3,414,000.00 | 0.00 | 0.00 | 0.00 | 3,414,000.00 | 1,405,641.22 | 0.00 | 0.00 | 0.00 | 1,405,641.22 | 1,405,641.22 | 0.00 | 0.00 | 0.00 | 1,405,641.22 | 0.00 | 2,008,358.78 | 0.00 | 0.00 |
| Repairs and Maintenance | | 1,483,000.00 | 35,260.00 | 1,483,000.00 | 1,483,000.00 | 35,260.00 | 0.00 | 0.00 | 1,483,000.00 | 761,225.00 | 0.00 | 0.00 | 0.00 | 761,225.00 | 761,225.00 | 0.00 | 0.00 | 0.00 | 761,225.00 | 0.00 | 737,035.00 | 0.00 | 0.00 |
| Repairs and Maintenance - Buildings and Other | 5021304000 | 894,000.00 | (26,360.00) | 867,640.00 | 894,000.00 | (26,360.00) | 0.00 | 0.00 | 867,640.00 | 333,985.00 | 0.00 | 0.00 | 0.00 | 333,985.00 | 333,985.00 | 0.00 | 0.00 | 0.00 | 333,985.00 | 0.00 | 533,655.00 | 0.00 | 0.00 |
| Buildings | 5021304001 | 894,000.00 | (26,360.00) | 867,640.00 | 894,000.00 | (26,360.00) | 0.00 | 0.00 | 867,640.00 | 333,985.00 | 0.00 | 0.00 | 0.00 | 333,985.00 | 333,985.00 | 0.00 | 0.00 | 0.00 | 333,985.00 | 0.00 | 533,655.00 | 0.00 | 0.00 |
| Repairs and Maintenance - Machinery and Office Equipment | 5021305000 | 49,000.00 | 91,620.00 | 140,620.00 | 49,000.00 | 91,620.00 | 0.00 | 0.00 | 140,620.00 | 102,120.00 | 0.00 | 0.00 | 0.00 | 102,120.00 | 102,120.00 | 0.00 | 0.00 | 0.00 | 102,120.00 | 0.00 | 38,500.00 | 0.00 | 0.00 |
| Office Equipment | 5021305002 | 0.00 | 102,120.00 | 102,120.00 | 0.00 | 102,120.00 | 0.00 | 0.00 | 102,120.00 | 102,120.00 | 0.00 | 0.00 | 0.00 | 102,120.00 | 102,120.00 | 0.00 | 0.00 | 0.00 | 102,120.00 | 0.00 | 0.00 | 0.00 | 0.00 |
| Technical and Scientific Equipment | 5021305014 | 49,000.00 | (10,500.00) | 38,500.00 | 49,000.00 | (10,500.00) | 0.00 | 0.00 | 38,500.00 | 0.00 | 0.00 | 0.00 | 0.00 | 0.00 | 0.00 | 0.00 | 0.00 | 0.00 | 0.00 | 0.00 | 38,500.00 | 0.00 | 0.00 |
| Repairs and Maintenance - Transportation | 5021306000 | 520,000.00 | (30,000.00) | 490,000.00 | 520,000.00 | (30,000.00) | 0.00 | 0.00 | 490,000.00 | 325,120.00 | 0.00 | 0.00 | 0.00 | 325,120.00 | 325,120.00 | 0.00 | 0.00 | 0.00 | 325,120.00 | 0.00 | 164,880.00 | 0.00 | 0.00 |
| Motor Vehicles | 5021306001 | 520,000.00 | (30,000.00) | 490,000.00 | 520,000.00 | (30,000.00) | 0.00 | 0.00 | 490,000.00 | 325,120.00 | 0.00 | 0.00 | 0.00 | 325,120.00 | 325,120.00 | 0.00 | 0.00 | 0.00 | 325,120.00 | 0.00 | 164,880.00 | 0.00 | 0.00 |
| Taxes, Insurance Premiums and Other Fees | | 334,000.00 | 5,301.25 | 339,301.25 | 334,000.00 | 5,301.25 | 0.00 | 0.00 | 339,301.25 | 101,806.69 | 0.00 | 0.00 | 0.00 | 101,806.69 | 101,806.69 | 0.00 | 0.00 | 0.00 | 101,806.69 | 0.00 | 237,494.56 | 0.00 | 0.00 |
| Taxes, Duties and Licenses | 5021501000 | 36,000.00 | 0.00 | 36,000.00 | 36,000.00 | 0.00 | 0.00 | 0.00 | 36,000.00 | 10,389.06 | 0.00 | 0.00 | 0.00 | 10,389.06 | 10,389.06 | 0.00 | 0.00 | 0.00 | 10,389.06 | 0.00 | 25,610.94 | 0.00 | 0.00 |
| Taxes, Duties and Licenses | 5021501001 | 36,000.00 | 0.00 | 36,000.00 | 36,000.00 | 0.00 | 0.00 | 0.00 | 36,000.00 | 10,389.06 | 0.00 | 0.00 | 0.00 | 10,389.06 | 10,389.06 | 0.00 | 0.00 | 0.00 | 10,389.06 | 0.00 | 25,610.94 | 0.00 | 0.00 |
| Fidelity Bond Premiums | 5021502000 | 65,000.00 | 5,301.25 | 70,301.25 | 65,000.00 | 5,301.25 | 0.00 | 0.00 | 70,301.25 | 70,301.25 | 0.00 | 0.00 | 0.00 | 70,301.25 | 70,301.25 | 0.00 | 0.00 | 0.00 | 70,301.25 | 0.00 | 0.00 | 0.00 | 0.00 |
| Insurance Expenses | 5021503000 | 233,000.00 | 0.00 | 233,000.00 | 233,000.00 | 0.00 | 0.00 | 0.00 | 233,000.00 | 21,116.38 | 0.00 | 0.00 | 0.00 | 21,116.38 | 21,116.38 | 0.00 | 0.00 | 0.00 | 21,116.38 | 0.00 | 211,883.62 | 0.00 | 0.00 |
| Labor and Wages | | 584,000.00 | 0.00 | 584,000.00 | 584,000.00 | 0.00 | 0.00 | 0.00 | 584,000.00 | 44,400.00 | 0.00 | 0.00 | 0.00 | 44,400.00 | 44,400.00 | 0.00 | 0.00 | 0.00 | 44,400.00 | 0.00 | 539,600.00 | 0.00 | 0.00 |
| Labor and Wages | 5021601000 | 584,000.00 | 0.00 | 584,000.00 | 584,000.00 | 0.00 | 0.00 | 0.00 | 584,000.00 | 44,400.00 | 0.00 | 0.00 | 0.00 | 44,400.00 | 44,400.00 | 0.00 | 0.00 | 0.00 | 44,400.00 | 0.00 | 539,600.00 | 0.00 | 0.00 |
| Other Maintenance and Operating Expenses | | 2,348,000.00 | 3,576.55 | 2,351,576.55 | 2,348,000.00 | 3,576.55 | 0.00 | 0.00 | 2,351,576.55 | 388,144.14 | 0.00 | 0.00 | 0.00 | 388,144.14 | 388,144.14 | 0.00 | 0.00 | 0.00 | 388,144.14 | 0.00 | 1,963,432.41 | 0.00 | 0.00 |
| Advertising Expenses | 5029901000 | 61,000.00 | 26,360.00 | 87,360.00 | 61,000.00 | 26,360.00 | 0.00 | 0.00 | 87,360.00 | 87,360.00 | 0.00 | 0.00 | 0.00 | 87,360.00 | 87,360.00 | 0.00 | 0.00 | 0.00 | 87,360.00 | 0.00 | 0.00 | 0.00 | 0.00 |
| Printing and Publication Expenses | 5029902000 | 44,000.00 | 0.00 | 44,000.00 | 44,000.00 | 0.00 | 0.00 | 0.00 | 44,000.00 | 0.00 | 0.00 | 0.00 | 0.00 | 0.00 | 0.00 | 0.00 | 0.00 | 0.00 | 0.00 | 0.00 | 44,000.00 | 0.00 | 0.00 |
| Representation Expenses | 5029903000 | 429,000.00 | 65,809.30 | 494,809.30 | 429,000.00 | 65,809.30 | 0.00 | 0.00 | 494,809.30 | 213,995.30 | 0.00 | 0.00 | 0.00 | 213,995.30 | 213,995.30 | 0.00 | 0.00 | 0.00 | 213,995.30 | 0.00 | 280,814.00 | 0.00 | 0.00 |
| Transportation and Delivery Expenses | 5029904000 | 644,000.00 | (21,671.50) | 622,328.50 | 644,000.00 | (21,671.50) | 0.00 | 0.00 | 622,328.50 | 5,189.00 | 0.00 | 0.00 | 0.00 | 5,189.00 | 5,189.00 | 0.00 | 0.00 | 0.00 | 5,189.00 | 0.00 | 617,139.50 | 0.00 | 0.00 |
| Rent/Lease Expenses | 5029905000 | 866,000.00 | (45,420.00) | 820,580.00 | 866,000.00 | (45,4 | | | | | | | | | | | | | | | | | |



STATEMENT OF APPROPRIATIONS, ALLOTMENTS, OBLIGATIONS, DISBURSEMENTS AND BALANCES
As at the Quarter Ending March 31, 2024

Department : Department of Environment and Natural Resources (DENR)
 Agency/Entity : Mines and Geosciences Bureau
 Operating Unit : Regional Office - XIII
 Organization Code (UACS) : 10 003 0300016
 Fund Cluster : 01 - Regular Agency Fund
 (e.g. UACS Fund Cluster: 01-Regular Agency Fund, 02-Foreign Assisted Projects Fund, 03-Special Account-Locally Funded/Domestic Grants Fund, and 04-Special Account-Foreign Assisted/Foreign Grants Fund)

Current Year Appropriations
 Supplemental Appropriations
 Continuing Appropriations

| Particulars | UACS CODE | Appropriations | | | Allotments | | | | | | Current Year Obligations | | | | | Current Year Disbursements | | | | | Balances | | | | |
|--------------------------------------|------------------|---------------------------|--|-------------------------|-------------|-------------|--|-------------|---------------|---------------------|-----------------------------|----------------------------|---------------------------------|--------------------------------|------------------|-----------------------------|----------------------------|---------------------------------|--------------------------------|------------------|---------------------------|------------------------|------------------------------------|----------------------------|-------------|
| | | Authorized Appropriations | Adjustments (Transfer To/From, Modifications/ Augmentations) | Adjusted Appropriations | Allotments | | Adjustments (Reductions, Modifications/ Augmentations) | Transfer To | Transfer From | Adjusted Allotments | 1st Quarter Ending March 31 | 2nd Quarter Ending June 30 | 3rd Quarter Ending September 30 | 4th Quarter Ending December 31 | Total | 1st Quarter Ending March 31 | 2nd Quarter Ending June 30 | 3rd Quarter Ending September 30 | 4th Quarter Ending December 31 | Total | Unused Funds | | Unpaid Obligations (16-21)=(24+25) | | |
| | | | | | SARO | Unobligated | | | | | | | | | | | | | | | Unreleased Appropriations | Unobligated Allotments | Due and Demandable | Not Yet Due and Demandable | |
| 1 | 2 | 3 | 4 | 5=(3+4) | 6 | 7 | 8 | 9 | 10 | 11=[(6+7)-(8)-9+10] | 12 | 13 | 14 | 15 | 16=[12+13+14+15] | 17 | 18 | 19 | 20 | 21=(17+18+19+20) | 22=(5-11) | 23=(11-16) | 24 | 25 | |
| Unobligated Allotment | | 0.00 | 0.01 | 0.01 | 0.00 | 0.01 | 0.00 | 0.00 | 0.00 | 0.01 | 0.00 | 0.00 | 0.00 | 0.00 | 0.00 | 0.00 | 0.00 | 0.00 | 0.00 | 0.00 | 0.00 | 0.00 | 0.01 | 0.00 | 0.00 |
| I. Agency Specific Budget | | 0.00 | 0.01 | 0.01 | 0.00 | 0.01 | 0.00 | 0.00 | 0.00 | 0.01 | 0.00 | 0.00 | 0.00 | 0.00 | 0.00 | 0.00 | 0.00 | 0.00 | 0.00 | 0.00 | 0.00 | 0.00 | 0.01 | 0.00 | 0.00 |
| Support to Operations | 2000000000000000 | 0.00 | 0.01 | 0.01 | 0.00 | 0.01 | 0.00 | 0.00 | 0.00 | 0.01 | 0.00 | 0.00 | 0.00 | 0.00 | 0.00 | 0.00 | 0.00 | 0.00 | 0.00 | 0.00 | 0.00 | 0.00 | 0.01 | 0.00 | 0.00 |
| Planning and Policy Formulation | 200000100001000 | 0.00 | 0.01 | 0.01 | 0.00 | 0.01 | 0.00 | 0.00 | 0.00 | 0.01 | 0.00 | 0.00 | 0.00 | 0.00 | 0.00 | 0.00 | 0.00 | 0.00 | 0.00 | 0.00 | 0.00 | 0.00 | 0.01 | 0.00 | 0.00 |
| MOOE | | 0.00 | 0.01 | 0.01 | 0.00 | 0.01 | 0.00 | 0.00 | 0.00 | 0.01 | 0.00 | 0.00 | 0.00 | 0.00 | 0.00 | 0.00 | 0.00 | 0.00 | 0.00 | 0.00 | 0.00 | 0.00 | 0.01 | 0.00 | 0.00 |
| Sub-Total, Support to Operations | | 0.00 | 0.01 | 0.01 | 0.00 | 0.01 | 0.00 | 0.00 | 0.00 | 0.01 | 0.00 | 0.00 | 0.00 | 0.00 | 0.00 | 0.00 | 0.00 | 0.00 | 0.00 | 0.00 | 0.00 | 0.00 | 0.01 | 0.00 | 0.00 |
| PS | | 0.00 | 0.00 | 0.00 | 0.00 | 0.00 | 0.00 | 0.00 | 0.00 | 0.00 | 0.00 | 0.00 | 0.00 | 0.00 | 0.00 | 0.00 | 0.00 | 0.00 | 0.00 | 0.00 | 0.00 | 0.00 | 0.00 | 0.00 | 0.00 |
| MOOE | | 0.00 | 0.01 | 0.01 | 0.00 | 0.01 | 0.00 | 0.00 | 0.00 | 0.01 | 0.00 | 0.00 | 0.00 | 0.00 | 0.00 | 0.00 | 0.00 | 0.00 | 0.00 | 0.00 | 0.00 | 0.00 | 0.01 | 0.00 | 0.00 |
| FinEx (if Applicable) | | 0.00 | 0.00 | 0.00 | 0.00 | 0.00 | 0.00 | 0.00 | 0.00 | 0.00 | 0.00 | 0.00 | 0.00 | 0.00 | 0.00 | 0.00 | 0.00 | 0.00 | 0.00 | 0.00 | 0.00 | 0.00 | 0.00 | 0.00 | 0.00 |
| CO | | 0.00 | 0.00 | 0.00 | 0.00 | 0.00 | 0.00 | 0.00 | 0.00 | 0.00 | 0.00 | 0.00 | 0.00 | 0.00 | 0.00 | 0.00 | 0.00 | 0.00 | 0.00 | 0.00 | 0.00 | 0.00 | 0.00 | 0.00 | 0.00 |
| Sub-Total, I. Agency Specific Budget | | 0.00 | 0.01 | 0.01 | 0.00 | 0.01 | 0.00 | 0.00 | 0.00 | 0.01 | 0.00 | 0.00 | 0.00 | 0.00 | 0.00 | 0.00 | 0.00 | 0.00 | 0.00 | 0.00 | 0.00 | 0.00 | 0.01 | 0.00 | 0.00 |
| PS | | 0.00 | 0.00 | 0.00 | 0.00 | 0.00 | 0.00 | 0.00 | 0.00 | 0.00 | 0.00 | 0.00 | 0.00 | 0.00 | 0.00 | 0.00 | 0.00 | 0.00 | 0.00 | 0.00 | 0.00 | 0.00 | 0.00 | 0.00 | 0.00 |
| MOOE | | 0.00 | 0.01 | 0.01 | 0.00 | 0.01 | 0.00 | 0.00 | 0.00 | 0.01 | 0.00 | 0.00 | 0.00 | 0.00 | 0.00 | 0.00 | 0.00 | 0.00 | 0.00 | 0.00 | 0.00 | 0.00 | 0.01 | 0.00 | 0.00 |
| FinEx (if Applicable) | | 0.00 | 0.00 | 0.00 | 0.00 | 0.00 | 0.00 | 0.00 | 0.00 | 0.00 | 0.00 | 0.00 | 0.00 | 0.00 | 0.00 | 0.00 | 0.00 | 0.00 | 0.00 | 0.00 | 0.00 | 0.00 | 0.00 | 0.00 | 0.00 |
| CO | | 0.00 | 0.00 | 0.00 | 0.00 | 0.00 | 0.00 | 0.00 | 0.00 | 0.00 | 0.00 | 0.00 | 0.00 | 0.00 | 0.00 | 0.00 | 0.00 | 0.00 | 0.00 | 0.00 | 0.00 | 0.00 | 0.00 | 0.00 | 0.00 |
| GRAND TOTAL | | 0.00 | 0.01 | 0.01 | 0.00 | 0.01 | 0.00 | 0.00 | 0.00 | 0.01 | 0.00 | 0.00 | 0.00 | 0.00 | 0.00 | 0.00 | 0.00 | 0.00 | 0.00 | 0.00 | 0.00 | 0.00 | 0.01 | 0.00 | 0.00 |
| PS | | 0.00 | 0.00 | 0.00 | 0.00 | 0.00 | 0.00 | 0.00 | 0.00 | 0.00 | 0.00 | 0.00 | 0.00 | 0.00 | 0.00 | 0.00 | 0.00 | 0.00 | 0.00 | 0.00 | 0.00 | 0.00 | 0.00 | 0.00 | 0.00 |
| MOOE | | 0.00 | 0.01 | 0.01 | 0.00 | 0.01 | 0.00 | 0.00 | 0.00 | 0.01 | 0.00 | 0.00 | 0.00 | 0.00 | 0.00 | 0.00 | 0.00 | 0.00 | 0.00 | 0.00 | 0.00 | 0.00 | 0.01 | 0.00 | 0.00 |
| FinEx (if Applicable) | | 0.00 | 0.00 | 0.00 | 0.00 | 0.00 | 0.00 | 0.00 | 0.00 | 0.00 | 0.00 | 0.00 | 0.00 | 0.00 | 0.00 | 0.00 | 0.00 | 0.00 | 0.00 | 0.00 | 0.00 | 0.00 | 0.00 | 0.00 | 0.00 |
| CO | | 0.00 | 0.00 | 0.00 | 0.00 | 0.00 | 0.00 | 0.00 | 0.00 | 0.00 | 0.00 | 0.00 | 0.00 | 0.00 | 0.00 | 0.00 | 0.00 | 0.00 | 0.00 | 0.00 | 0.00 | 0.00 | 0.00 | 0.00 | 0.00 |

Certified Correct:

 RHODORA B. TAN
 Budget Officer-Designate
 Date: April 19, 2024 05:13 PM

Certified Correct:

 RUEL C. BASCISSIG
 Accountant-Designate
 Date: April 19, 2024 05:13 PM

Recommending Approval By:

 JOSE SALVETE CABILING
 Chief, Finance and Administrative Division
 Date: April 19, 2024 05:15 PM

Approved By:
 By Authority of the Regional Director:

 VERLIN MARIE M. BALDAPAN
 Engineer V
 Officer-In-Charge



STATEMENT OF APPROPRIATIONS, ALLOTMENTS, OBLIGATIONS, DISBURSEMENTS AND BALANCES
As at the Quarter Ending March 31, 2024

Department : Department of Environment and Natural Resources (DENR)
 Agency/Entity : Mines and Geosciences Bureau
 Operating Unit : Regional Office - XIII
 Organization Code (UACS) : 10 003 0300016
 Fund Cluster : 03 - Special Account - Locally Funded/Domestic Grants Fund
 (e.g. UACS Fund Cluster: 01-Regular Agency Fund, 02-Foreign Assisted Projects Fund, 03-Special Account-Locally Funded/Domestic Grants Fund, and 04-Special Account-Foreign Assisted/Foreign Grants Fund)

| | |
|-------------------------------------|-----------------------------|
| <input checked="" type="checkbox"/> | Current Year Appropriations |
| <input type="checkbox"/> | Supplemental Appropriations |
| <input type="checkbox"/> | Continuing Appropriations |

| Particulars | UACS CODE | Appropriations | | | Allotments | | | Current Year Obligations | | | | | Current Year Disbursements | | | | Balances | | | | | | |
|--|-----------|---------------------------|--|-------------------------|---------------------|--|-------------|--------------------------|---------------------|-----------------------------|----------------------------|---------------------------------|--------------------------------|------------------|-----------------------------|----------------------------|---------------------------------|--------------------------------|------------------|---------------------------|------------------------|------------------------------------|----------------------------|
| | | Authorized Appropriations | Adjustments (Transfer To/From, Modifications/ Augmentations) | Adjusted Appropriations | Allotments Received | Adjustments (Reductions, Modifications/ Augmentations) | Transfer To | Transfer From | Adjusted Allotments | 1st Quarter Ending March 31 | 2nd Quarter Ending June 30 | 3rd Quarter Ending September 30 | 4th Quarter Ending December 31 | Total | 1st Quarter Ending March 31 | 2nd Quarter Ending June 30 | 3rd Quarter Ending September 30 | 4th Quarter Ending December 31 | Total | Unreleased Appropriations | Unobligated Allotments | Unpaid Obligations (15-20)=(23+24) | |
| | | | | | | | | | | | | | | | | | | | | | | Due and Demandable | Not Yet Due and Demandable |
| 1 | 2 | 3 | 4 | 5=(3+4) | 6 | 7 | 8 | 9 | 10=[(6+(-)7)-8+9] | 11 | 12 | 13 | 14 | 15=(11+12+13+14) | 16 | 17 | 18 | 19 | 20=(16+17+18+19) | 21 | 22 | 23 | 24 |
| II. Automatic Appropriations | | 0.00 | 11,093,000.00 | 11,093,000.00 | 0.00 | 0.00 | 0.00 | 11,093,000.00 | 11,093,000.00 | 1,093,502.34 | 0.00 | 0.00 | 0.00 | 1,093,502.34 | 1,093,502.34 | 0.00 | 0.00 | 0.00 | 1,093,502.34 | 0.00 | 9,999,497.66 | 0.00 | 0.00 |
| Special Accounts in the General Fund | | 0.00 | 11,093,000.00 | 11,093,000.00 | 0.00 | 0.00 | 0.00 | 11,093,000.00 | 11,093,000.00 | 1,093,502.34 | 0.00 | 0.00 | 0.00 | 1,093,502.34 | 1,093,502.34 | 0.00 | 0.00 | 0.00 | 1,093,502.34 | 0.00 | 9,999,497.66 | 0.00 | 0.00 |
| Mines and Geosciences Bureau | | 0.00 | 11,093,000.00 | 11,093,000.00 | 0.00 | 0.00 | 0.00 | 11,093,000.00 | 11,093,000.00 | 1,093,502.34 | 0.00 | 0.00 | 0.00 | 1,093,502.34 | 1,093,502.34 | 0.00 | 0.00 | 0.00 | 1,093,502.34 | 0.00 | 9,999,497.66 | 0.00 | 0.00 |
| MOOE | | 0.00 | 11,093,000.00 | 11,093,000.00 | 0.00 | 0.00 | 0.00 | 11,093,000.00 | 11,093,000.00 | 1,093,502.34 | 0.00 | 0.00 | 0.00 | 1,093,502.34 | 1,093,502.34 | 0.00 | 0.00 | 0.00 | 1,093,502.34 | 0.00 | 9,999,497.66 | 0.00 | 0.00 |
| Sub-total II. Automatic Appropriations | | 0.00 | 11,093,000.00 | 11,093,000.00 | 0.00 | 0.00 | 0.00 | 11,093,000.00 | 11,093,000.00 | 1,093,502.34 | 0.00 | 0.00 | 0.00 | 1,093,502.34 | 1,093,502.34 | 0.00 | 0.00 | 0.00 | 1,093,502.34 | 0.00 | 9,999,497.66 | 0.00 | 0.00 |
| PS | | 0.00 | 0.00 | 0.00 | 0.00 | 0.00 | 0.00 | 0.00 | 0.00 | 0.00 | 0.00 | 0.00 | 0.00 | 0.00 | 0.00 | 0.00 | 0.00 | 0.00 | 0.00 | 0.00 | 0.00 | 0.00 | 0.00 |
| MOOE | | 0.00 | 11,093,000.00 | 11,093,000.00 | 0.00 | 0.00 | 0.00 | 11,093,000.00 | 11,093,000.00 | 1,093,502.34 | 0.00 | 0.00 | 0.00 | 1,093,502.34 | 1,093,502.34 | 0.00 | 0.00 | 0.00 | 1,093,502.34 | 0.00 | 9,999,497.66 | 0.00 | 0.00 |
| FinEx | | 0.00 | 0.00 | 0.00 | 0.00 | 0.00 | 0.00 | 0.00 | 0.00 | 0.00 | 0.00 | 0.00 | 0.00 | 0.00 | 0.00 | 0.00 | 0.00 | 0.00 | 0.00 | 0.00 | 0.00 | 0.00 | 0.00 |
| CO | | 0.00 | 0.00 | 0.00 | 0.00 | 0.00 | 0.00 | 0.00 | 0.00 | 0.00 | 0.00 | 0.00 | 0.00 | 0.00 | 0.00 | 0.00 | 0.00 | 0.00 | 0.00 | 0.00 | 0.00 | 0.00 | 0.00 |
| IV. Reversion of the Unobligated Allotments charged against R.A. Nos. 11465 and 11494 | | 0.00 | 0.00 | 0.00 | 0.00 | 0.00 | 0.00 | 0.00 | 0.00 | 0.00 | 0.00 | 0.00 | 0.00 | 0.00 | 0.00 | 0.00 | 0.00 | 0.00 | 0.00 | 0.00 | 0.00 | 0.00 | 0.00 |
| GRAND TOTAL | | 0.00 | 11,093,000.00 | 11,093,000.00 | 0.00 | 0.00 | 0.00 | 11,093,000.00 | 11,093,000.00 | 1,093,502.34 | 0.00 | 0.00 | 0.00 | 1,093,502.34 | 1,093,502.34 | 0.00 | 0.00 | 0.00 | 1,093,502.34 | 0.00 | 9,999,497.66 | 0.00 | 0.00 |
| MOOE | | 0.00 | 11,093,000.00 | 11,093,000.00 | 0.00 | 0.00 | 0.00 | 11,093,000.00 | 11,093,000.00 | 1,093,502.34 | 0.00 | 0.00 | 0.00 | 1,093,502.34 | 1,093,502.34 | 0.00 | 0.00 | 0.00 | 1,093,502.34 | 0.00 | 9,999,497.66 | 0.00 | 0.00 |

Certified Correct:

 RHODORA B. TAN
 Budget Officer-Designate
 Date: April 19, 2024 05:13 PM

Certified Correct:

 RUEZ M. BASISIG
 Accountant - Designate
 Date: April 19, 2024 05:13 PM

Recommending Approval By:

 JOSE SALVE E. CARILING
 Chief, Finance and Administrative Division
 Date: April 19, 2024 05:15 PM

Approved By:
 By Authority of the Regional Director:

 VERLIN MARK M. BALDAPAN
 Engineer V
 Officer-In-Charge