

STATEMENT OF APPROPRIATIONS, ALLOTMENTS, OBLIGATIONS, DISBURSEMENTS AND BALANCES
As at the Quarter Ending September 30, 2022

Department : Department of Environment and Natural Resources (DENR)
 Agency/Entity : Mines and Geosciences Bureau
 Operating Unit : Regional Office - XIII
 Organization Code (UACS) : 10 003 0300016
 Fund Cluster : 01 Regular Agency Fund

X	Current Year Appropriations
	Supplemental Appropriations
	Continuing Appropriations

(e.g. UACS Fund Cluster: 01-Regular Agency Fund, 02-Foreign Assisted Projects Fund, 03-Special Account-Locally Funded/Domestic Grants Fund, and 04-Special Account-Foreign Assisted/Foreign Grants Fund)

Particulars	UACS CODE	Appropriations			Allotments			Current Year Obligations					Current Year Disbursements					Balances					
		Authorized Appropriations	Adjustments(Transfer To/From, Modifications/Augmentations)	Adjusted Appropriations	Allotments Received	Adjustments(Reductions, Modifications /Augmentations)	Transfer To	Transfer From	Adjusted Total Allotments	1st Quarter Ending March 31	2nd Quarter Ending June 30	3rd Quarter Ending Sept. 30	4th Quarter Ending Dec. 31	TOTAL	1st Quarter Ending March 31	2nd Quarter Ending June 30	3rd Quarter Ending Sept. 30	4th Quarter Ending Dec. 31	TOTAL	Unreleased Appro	Unobligated Allotments	Unpaid Obligations(15-20)=(23+24)	
																						10=[(6+(-)7)-8+9]	15=(11+12+13+14)
1	2	3	4	5=(3+4)	6	7	8	9	10	11	12	13	14	15	16	17	18	19	20	21	22	23	24
I. Agency Specific Budget		67,012,000.00	5,425,082.77	72,437,082.77	67,012,000.00	0.00	0.00	5,425,082.77	72,437,082.77	15,399,145.59	20,952,258.51	19,380,081.03	0.00	55,731,485.13	11,789,542.31	19,418,397.01	18,578,001.59	0.00	49,785,940.91	0.00	16,705,597.64	0.00	5,945,544.22
General Administration and Support	1000000000000000	13,910,000.00	2,823,562.77	16,733,562.77	13,910,000.00	0.00	0.00	2,823,562.77	16,733,562.77	2,584,980.17	5,175,057.11	4,787,204.48	0.00	12,547,241.76	2,390,173.37	4,018,387.53	5,796,197.75	0.00	12,204,758.65	0.00	4,186,321.01	0.00	342,483.11
General Management and Supervision	100000100001000	13,910,000.00	2,823,562.77	16,733,562.77	13,910,000.00	0.00	0.00	2,823,562.77	16,733,562.77	2,584,980.17	5,175,057.11	4,787,204.48	0.00	12,547,241.76	2,390,173.37	4,018,387.53	5,796,197.75	0.00	12,204,758.65	0.00	4,186,321.01	0.00	342,483.11
PS		10,711,000.00	2,823,562.77	13,534,562.77	10,711,000.00	0.00	0.00	2,823,562.77	13,534,562.77	1,854,834.57	4,310,908.66	4,024,352.92	0.00	10,190,096.15	1,808,627.77	3,478,339.08	4,871,006.99	0.00	10,157,973.84	0.00	3,344,466.62	0.00	32,122.31
MOOE		3,199,000.00	0.00	3,199,000.00	3,199,000.00	0.00	0.00	0.00	3,199,000.00	730,145.60	864,148.45	762,851.56	0.00	2,357,145.61	581,545.60	540,048.45	925,190.76	0.00	2,046,784.81	0.00	841,854.39	0.00	310,360.80
Sub-Total, General Administration and Support		13,910,000.00	2,823,562.77	16,733,562.77	13,910,000.00	0.00	0.00	2,823,562.77	16,733,562.77	2,584,980.17	5,175,057.11	4,787,204.48	0.00	12,547,241.76	2,390,173.37	4,018,387.53	5,796,197.75	0.00	12,204,758.65	0.00	4,186,321.01	0.00	342,483.11
PS		10,711,000.00	2,823,562.77	13,534,562.77	10,711,000.00	0.00	0.00	2,823,562.77	13,534,562.77	1,854,834.57	4,310,908.66	4,024,352.92	0.00	10,190,096.15	1,808,627.77	3,478,339.08	4,871,006.99	0.00	10,157,973.84	0.00	3,344,466.62	0.00	32,122.31
MOOE		3,199,000.00	0.00	3,199,000.00	3,199,000.00	0.00	0.00	0.00	3,199,000.00	730,145.60	864,148.45	762,851.56	0.00	2,357,145.61	581,545.60	540,048.45	925,190.76	0.00	2,046,784.81	0.00	841,854.39	0.00	310,360.80
FinEx (if Applicable)		0.00	0.00	0.00	0.00	0.00	0.00	0.00	0.00	0.00	0.00	0.00	0.00	0.00	0.00	0.00	0.00	0.00	0.00	0.00	0.00	0.00	0.00
CO		0.00	0.00	0.00	0.00	0.00	0.00	0.00	0.00	0.00	0.00	0.00	0.00	0.00	0.00	0.00	0.00	0.00	0.00	0.00	0.00	0.00	0.00
Support to Operations	2000000000000000	0.00	2,601,520.00	2,601,520.00	0.00	0.00	0.00	2,601,520.00	2,601,520.00	662,657.80	914,352.64	370,543.74	0.00	1,947,554.18	88,968.91	783,236.29	244,233.94	0.00	1,116,439.14	0.00	653,965.82	0.00	831,115.04
Planning and Policy Formulation	200000100001000	0.00	2,601,520.00	2,601,520.00	0.00	0.00	0.00	2,601,520.00	2,601,520.00	662,657.80	914,352.64	370,543.74	0.00	1,947,554.18	88,968.91	783,236.29	244,233.94	0.00	1,116,439.14	0.00	653,965.82	0.00	831,115.04
MOOE		0.00	1,656,520.00	1,656,520.00	0.00	0.00	0.00	1,656,520.00	1,656,520.00	662,657.80	315,480.14	258,198.74	0.00	1,236,336.68	88,968.91	412,403.79	244,233.94	0.00	745,606.64	0.00	420,183.32	0.00	490,730.04
CO		0.00	945,000.00	945,000.00	0.00	0.00	0.00	945,000.00	945,000.00	0.00	598,872.50	112,345.00	0.00	711,217.50	0.00	370,832.50	0.00	0.00	370,832.50	0.00	233,782.50	0.00	340,385.00
Sub-Total, Support to Operations		0.00	2,601,520.00	2,601,520.00	0.00	0.00	0.00	2,601,520.00	2,601,520.00	662,657.80	914,352.64	370,543.74	0.00	1,947,554.18	88,968.91	783,236.29	244,233.94	0.00	1,116,439.14	0.00	653,965.82	0.00	831,115.04
PS		0.00	0.00	0.00	0.00	0.00	0.00	0.00	0.00	0.00	0.00	0.00	0.00	0.00	0.00	0.00	0.00	0.00	0.00	0.00	0.00	0.00	0.00
MOOE		0.00	1,656,520.00	1,656,520.00	0.00	0.00	0.00	1,656,520.00	1,656,520.00	662,657.80	315,480.14	258,198.74	0.00	1,236,336.68	88,968.91	412,403.79	244,233.94	0.00	745,606.64	0.00	420,183.32	0.00	490,730.04
FinEx (if Applicable)		0.00	0.00	0.00	0.00	0.00	0.00	0.00	0.00	0.00	0.00	0.00	0.00	0.00	0.00	0.00	0.00	0.00	0.00	0.00	0.00	0.00	0.00
CO		0.00	945,000.00	945,000.00	0.00	0.00	0.00	945,000.00	945,000.00	0.00	598,872.50	112,345.00	0.00	711,217.50	0.00	370,832.50	0.00	0.00	370,832.50	0.00	233,782.50	0.00	340,385.00
Operations	3000000000000000	53,102,000.00	0.00	53,102,000.00	53,102,000.00	0.00	0.00	0.00	53,102,000.00	12,151,507.62	14,862,848.76	14,222,332.81	0.00	41,236,689.19	9,310,400.03	14,616,773.19	12,537,569.90	0.00	36,464,743.12	0.00	11,865,310.81	0.00	4,771,946.07
OO : Natural Resources Sustainably Managed		32,278,000.00	0.00	32,278,000.00	32,278,000.00	0.00	0.00	0.00	32,278,000.00	8,296,672.10	8,335,298.20	8,583,145.49	0.00	25,215,115.79	6,002,799.71	8,884,808.08	7,667,598.06	0.00	22,555,205.85	0.00	7,062,884.21	0.00	2,659,909.94
MINERAL RESOURCES ENFORCEMENT AND REGULATORY PROGRAM		26,979,000.00	0.00	26,979,000.00	26,979,000.00	0.00	0.00	0.00	26,979,000.00	6,928,902.97	7,061,864.48	7,502,331.36	0.00	21,493,098.81	5,183,680.81	7,938,106.88	6,856,617.25	0.00	19,978,404.94	0.00	5,485,901.19	0.00	1,514,693.87
Mineral Regulation Services	310100100001000	26,979,000.00	0.00	26,979,000.00	26,979,000.00	0.00	0.00	0.00	26,979,000.00	6,928,902.97	7,061,864.48	7,502,331.36	0.00	21,493,098.81	5,183,680.81	7,938,106.88	6,856,617.25	0.00	19,978,404.94	0.00	5,485,901.19	0.00	1,514,693.87
PS		14,026,000.00	0.00	14,026,000.00	14,026,000.00	0.00	0.00	0.00	14,026,000.00	3,091,431.37	4,348,599.48	4,130,751.85	0.00	11,570,782.70	3,091,431.37	3,826,514.73	3,484,402.74	0.00	10,402,348.84	0.00	2,455,217.30	0.00	1,168,433.86
MOOE		12,953,000.00	0.00	12,953,000.00	12,953,000.00	0.00	0.00	0.00	12,953,000.00	3,837,471.60	2,713,265.00	3,371,579.51	0.00	9,922,316.11	2,092,249.44	4,111,592.15	3,372,214.51	0.00	9,576,056.10	0.00	3,030,683.89	0.00	346,260.01
MINERAL RESOURCES AND GEOSCIENCES DEVELOPMENT PROGRAM		5,299,000.00	0.00	5,299,000.00	5,299,000.00	0.00	0.00	0.00	5,299,000.00	1,367,769.13	1,273,433.72	1,080,814.13	0.00	3,722,016.98	819,118.90	946,701.20	810,980.81	0.00	2,576,800.91	0.00	1,576,983.02	0.00	1,145,216.07

This report was generated using the Unified Reporting System on 20/10/2022 16:44 version.FAR1.2.5 ; Status : APPROVED

Department : Department of Environment and Natural Resources (DENR)
 Agency/Entity : Mines and Geosciences Bureau
 Operating Unit : Regional Office - XIII
 Organization Code (UACS) : 10 003 0300016
 Fund Cluster : 01 Regular Agency Fund

X	Current Year Appropriations
	Supplemental
	Appropriations
	Continuing Appropriations

(e.g. UACS Fund Cluster: 01-Regular Agency Fund, 02-Foreign Assisted Projects Fund, 03-Special Account-Locally Funded/Domestic Grants Fund, and 04-Special Account-Foreign Assisted/Foreign Grants Fund)

Particulars	UACS CODE	Appropriations			Allotments			Current Year Obligations					Current Year Disbursements					Balances					
		Authorized Appropriations	Adjustments(Transfer To/From, Modifications/Augmentations)	Adjusted Appropriations	Allotments Received	Adjustments(Reductions, Modifications /Augmentations)	Transfer To	Transfer From	Adjusted Total Allotments	1st Quarter Ending March 31	2nd Quarter Ending June 30	3rd Quarter Ending Sept. 30	4th Quarter Ending Dec. 31	TOTAL	1st Quarter Ending March 31	2nd Quarter Ending June 30	3rd Quarter Ending Sept. 30	4th Quarter Ending Dec. 31	TOTAL	Unreleased Appro	Unobligated Allotments	Unpaid Obligations(15-20)=(23+24)	
																						Due and Demandable	Not Yet Due and Demandable
1	2	3	4	5=(3+4)	6	7	8	9	10=[(6+(-7)-8+9)]	11	12	13	14	15=(11+12+13+14)	16	17	18	19	20=(16+17+18+19)	21	22	23	24
Mineral Resources Development	310200100001000	5,299,000.00	0.00	5,299,000.00	5,299,000.00	0.00	0.00	0.00	5,299,000.00	1,367,769.13	1,273,433.72	1,080,814.13	0.00	3,722,016.98	819,118.90	946,701.20	810,980.81	0.00	2,576,800.91	0.00	1,576,983.02	0.00	1,145,216.07
MOOE		5,299,000.00	0.00	5,299,000.00	5,299,000.00	0.00	0.00	0.00	5,299,000.00	1,367,769.13	1,273,433.72	1,080,814.13	0.00	3,722,016.98	819,118.90	946,701.20	810,980.81	0.00	2,576,800.91	0.00	1,576,983.02	0.00	1,145,216.07
OO : Adaptive Capacities of Human Communities and Natural Systems Improved		20,824,000.00	0.00	20,824,000.00	20,824,000.00	0.00	0.00	0.00	20,824,000.00	3,854,835.52	6,527,550.56	5,639,187.32	0.00	16,021,573.40	3,307,600.32	5,731,965.11	4,869,971.84	0.00	13,909,537.27	0.00	4,802,426.60	0.00	2,112,036.13
GEOLOGICAL RISK REDUCTION AND RESILIENCY PROGRAM		20,824,000.00	0.00	20,824,000.00	20,824,000.00	0.00	0.00	0.00	20,824,000.00	3,854,835.52	6,527,550.56	5,639,187.32	0.00	16,021,573.40	3,307,600.32	5,731,965.11	4,869,971.84	0.00	13,909,537.27	0.00	4,802,426.60	0.00	2,112,036.13
Geological Assessment for Risk Reduction and Resiliency	320300100001000	20,824,000.00	0.00	20,824,000.00	20,824,000.00	0.00	0.00	0.00	20,824,000.00	3,854,835.52	6,527,550.56	5,639,187.32	0.00	16,021,573.40	3,307,600.32	5,731,965.11	4,869,971.84	0.00	13,909,537.27	0.00	4,802,426.60	0.00	2,112,036.13
PS		9,282,000.00	0.00	9,282,000.00	9,282,000.00	0.00	0.00	0.00	9,282,000.00	1,961,275.74	2,527,613.63	3,077,589.22	0.00	7,566,478.59	1,800,087.61	2,687,501.61	1,925,340.03	0.00	6,412,929.25	0.00	1,715,521.41	0.00	1,153,549.34
MOOE		11,542,000.00	0.00	11,542,000.00	11,542,000.00	0.00	0.00	0.00	11,542,000.00	1,893,559.78	3,999,936.93	2,561,598.10	0.00	8,455,094.81	1,507,512.71	3,044,463.50	2,944,631.81	0.00	7,496,608.02	0.00	3,086,905.19	0.00	958,486.79
Sub-Total, Operations		53,102,000.00	0.00	53,102,000.00	53,102,000.00	0.00	0.00	0.00	53,102,000.00	12,151,507.62	14,862,848.76	14,222,332.81	0.00	41,236,689.19	9,310,400.03	14,616,773.19	12,537,569.90	0.00	36,464,743.12	0.00	11,865,310.81	0.00	4,771,946.07
PS		23,308,000.00	0.00	23,308,000.00	23,308,000.00	0.00	0.00	0.00	23,308,000.00	5,052,707.11	6,876,213.11	7,208,341.07	0.00	19,137,261.29	4,891,518.98	6,514,016.34	5,409,742.77	0.00	16,815,278.09	0.00	4,170,738.71	0.00	2,321,983.20
MOOE		29,794,000.00	0.00	29,794,000.00	29,794,000.00	0.00	0.00	0.00	29,794,000.00	7,098,800.51	7,986,635.65	7,013,991.74	0.00	22,099,427.90	4,418,881.05	8,102,756.85	7,127,827.13	0.00	19,649,465.03	0.00	7,694,572.10	0.00	2,449,962.87
FinEx (if Applicable)		0.00	0.00	0.00	0.00	0.00	0.00	0.00	0.00	0.00	0.00	0.00	0.00	0.00	0.00	0.00	0.00	0.00	0.00	0.00	0.00	0.00	0.00
CO		0.00	0.00	0.00	0.00	0.00	0.00	0.00	0.00	0.00	0.00	0.00	0.00	0.00	0.00	0.00	0.00	0.00	0.00	0.00	0.00	0.00	0.00
Sub-Total, I. Agency Specific Budget		67,012,000.00	5,425,082.77	72,437,082.77	67,012,000.00	0.00	0.00	5,425,082.77	72,437,082.77	15,399,145.59	20,952,258.51	19,380,081.03	0.00	55,731,485.13	11,789,542.31	19,418,397.01	18,578,001.59	0.00	49,785,940.91	0.00	16,705,597.64	0.00	5,945,544.22
PS		34,019,000.00	2,823,562.77	36,842,562.77	34,019,000.00	0.00	0.00	2,823,562.77	36,842,562.77	6,907,541.68	11,187,121.77	11,232,693.99	0.00	29,327,357.44	6,700,146.75	9,992,355.42	10,280,749.76	0.00	26,973,251.93	0.00	7,515,205.33	0.00	2,354,105.51
MOOE		32,993,000.00	1,656,520.00	34,649,520.00	32,993,000.00	0.00	0.00	1,656,520.00	34,649,520.00	8,491,603.91	9,166,264.24	8,035,042.04	0.00	25,692,910.19	5,089,395.56	9,055,209.09	8,297,251.83	0.00	22,441,856.48	0.00	8,956,609.81	0.00	3,251,053.71
FinEx (if Applicable)		0.00	0.00	0.00	0.00	0.00	0.00	0.00	0.00	0.00	0.00	0.00	0.00	0.00	0.00	0.00	0.00	0.00	0.00	0.00	0.00	0.00	0.00
CO		0.00	945,000.00	945,000.00	0.00	0.00	0.00	945,000.00	945,000.00	0.00	598,872.50	112,345.00	0.00	711,217.50	0.00	370,832.50	0.00	0.00	370,832.50	0.00	233,782.50	0.00	340,385.00
II. Automatic Appropriations		3,179,000.00	0.00	3,179,000.00	3,179,000.00	0.00	0.00	0.00	3,179,000.00	730,233.84	785,469.24	785,469.24	0.00	2,301,172.32	643,246.08	426,461.04	1,203,269.52	0.00	2,272,976.64	0.00	877,827.68	0.00	28,195.68
Specific Budgets of National Government Agencies		3,179,000.00	0.00	3,179,000.00	3,179,000.00	0.00	0.00	0.00	3,179,000.00	730,233.84	785,469.24	785,469.24	0.00	2,301,172.32	643,246.08	426,461.04	1,203,269.52	0.00	2,272,976.64	0.00	877,827.68	0.00	28,195.68
Retirement and Life Insurance Premiums		3,179,000.00	0.00	3,179,000.00	3,179,000.00	0.00	0.00	0.00	3,179,000.00	730,233.84	785,469.24	785,469.24	0.00	2,301,172.32	643,246.08	426,461.04	1,203,269.52	0.00	2,272,976.64	0.00	877,827.68	0.00	28,195.68
PS		3,179,000.00	0.00	3,179,000.00	3,179,000.00	0.00	0.00	0.00	3,179,000.00	730,233.84	785,469.24	785,469.24	0.00	2,301,172.32	643,246.08	426,461.04	1,203,269.52	0.00	2,272,976.64	0.00	877,827.68	0.00	28,195.68
Sub-total II. Automatic Appropriations		3,179,000.00	0.00	3,179,000.00	3,179,000.00	0.00	0.00	0.00	3,179,000.00	730,233.84	785,469.24	785,469.24	0.00	2,301,172.32	643,246.08	426,461.04	1,203,269.52	0.00	2,272,976.64	0.00	877,827.68	0.00	28,195.68
PS		3,179,000.00	0.00	3,179,000.00	3,179,000.00	0.00	0.00	0.00	3,179,000.00	730,233.84	785,469.24	785,469.24	0.00	2,301,172.32	643,246.08	426,461.04	1,203,269.52	0.00	2,272,976.64	0.00	877,827.68	0.00	28,195.68
MOOE		0.00	0.00	0.00	0.00	0.00	0.00	0.00	0.00	0.00	0.00	0.00	0.00	0.00	0.00	0.00	0.00	0.00	0.00	0.00	0.00	0.00	0.00
FinEx		0.00	0.00	0.00	0.00	0.00	0.00	0.00	0.00	0.00	0.00	0.00	0.00	0.00	0.00	0.00	0.00	0.00	0.00	0.00	0.00	0.00	0.00
CO		0.00	0.00	0.00	0.00	0.00	0.00	0.00	0.00	0.00	0.00	0.00	0.00	0.00	0.00	0.00	0.00	0.00	0.00	0.00	0.00	0.00	0.00
IV. Reversion of the Unobligated Allotments charged against R.A. Nos. 11465 and 11494		0.00	0.00	0.00	0.00	0.00	0.00	0.00	0.00	0.00	0.00	0.00	0.00	0.00	0.00	0.00	0.00	0.00	0.00	0.00	0.00	0.00	0.00
GRAND TOTAL		70,191,000.00	5,425,082.77	75,616,082.77	70,191,000.00	0.00	0.00	5,425,082.77	75,616,082.77	16,129,379.43	21,737,727.75	20,165,550.27	0.00	58,032,657.45	12,432,788.39	19,844,858.05	19,781,271.11	0.00	52,058,917.55	0.00	17,583,425.32	0.00	5,973,739.90
PS		37,198,000.00	2,823,562.77	40,021,562.77	37,198,000.00	0.00	0.00	2,823,562.77	40,021,562.77	7,637,775.52	11,972,591.01	12,018,163.23	0.00	31,628,529.76	7,343,392.83	10,418,816.46	11,484,019.28	0.00	29,246,228.57	0.00	8,393,033.01	0.00	2,382,301.19
MOOE		32,993,000.00	1,656,520.00	34,649,520.00	32,993,000.00	0.00	0.00	1,656,520.00	34,649,520.00	8,491,603.91	9,166,264.24	8,035,042.04	0.00	25,692,910.19	5,089,395.56	9,055,209.09	8,297,251.83	0.00	22,441,856.48	0.00	8,956,609.81	0.00	3,251,053.71


This report was generated using the Unified Reporting System on 20/10/2022 16:44 version.FAR1.2.5 ; Status : APPROVED


Department : Department of Environment and Natural Resources (DENR)
 Agency/Entity : Mines and Geosciences Bureau
 Operating Unit : Regional Office - XIII
 Organization Code (UACS) : 10 003 0300016
 Fund Cluster : 01 Regular Agency Fund


X	Current Year Appropriations
	Supplemental
	Appropriations
	Continuing Appropriations

(e.g. UACS Fund Cluster: 01-Regular Agency Fund, 02-Foreign Assisted Projects Fund, 03-Special Account-Locally Funded/Domestic Grants Fund, and 04-Special Account-Foreign Assisted/Foreign Grants Fund)

Particulars	UACS CODE	Appropriations			Allotments			Current Year Obligations					Current Year Disbursements				Balances						
		Authorized Appropriations	Adjustments(Transfer To/From, Modifications/Augmentations)	Adjusted Appropriations	Allotments Received	Adjustments(Reductions, Modifications /Augmentations)	Transfer To	Transfer From	Adjusted Total Allotments	1st Quarter Ending March 31	2nd Quarter Ending June 30	3rd Quarter Ending Sept. 30	4th Quarter Ending Dec. 31	TOTAL	1st Quarter Ending March 31	2nd Quarter Ending June 30	3rd Quarter Ending Sept. 30	4th Quarter Ending Dec. 31	TOTAL	Unreleased Appro	Unobligated Allotments	Unpaid Obligations(15-20)=(23+24)	
		3	4	5=(3+4)	6	7	8	9	10=[(6+(-)7)-8+9]	11	12	13	14	15=(11+12+13+14)	16	17	18	19	20=(16+17+18+19)	21	22	23	24
CO		0.00	945,000.00	945,000.00	0.00	0.00	0.00	945,000.00	945,000.00	0.00	598,872.50	112,345.00	0.00	711,217.50	0.00	370,832.50	0.00	0.00	370,832.50	0.00	233,782.50	0.00	340,385.00
Recapitulation by OO:																							
I. Agency Specific Budget		53,102,000.00	0.00	53,102,000.00	53,102,000.00	0.00	0.00	0.00	53,102,000.00	12,151,507.62	14,862,848.76	14,222,332.81	0.00	41,236,689.19	9,310,400.03	14,616,773.19	12,537,569.90	0.00	36,464,743.12	0.00	11,865,310.81	0.00	4,771,946.07
GEOLOGICAL RISK REDUCTION AND RESILIENCY PROGRAM		20,824,000.00	0.00	20,824,000.00	20,824,000.00	0.00	0.00	0.00	20,824,000.00	3,854,835.52	6,527,550.56	5,639,187.32	0.00	16,021,573.40	3,307,600.32	5,731,965.11	4,869,971.84	0.00	13,909,537.27	0.00	4,802,426.60	0.00	2,112,036.13
MINERAL RESOURCES AND GEOSCIENCES DEVELOPMENT PROGRAM		5,299,000.00	0.00	5,299,000.00	5,299,000.00	0.00	0.00	0.00	5,299,000.00	1,367,769.13	1,273,433.72	1,080,814.13	0.00	3,722,016.98	819,118.90	946,701.20	810,980.81	0.00	2,576,800.91	0.00	1,576,983.02	0.00	1,145,216.07
MINERAL RESOURCES ENFORCEMENT AND REGULATORY PROGRAM		26,979,000.00	0.00	26,979,000.00	26,979,000.00	0.00	0.00	0.00	26,979,000.00	6,928,902.97	7,061,864.48	7,502,331.36	0.00	21,493,098.81	5,183,680.81	7,938,106.88	6,856,617.25	0.00	19,978,404.94	0.00	5,485,901.19	0.00	1,514,693.87

Certified Correct:

RUEL B. BASIGISO
 Chief, Budget Section
 Date: 2022-10-19 09:02:49

Certified Correct:

MARGIE ANN P. ENSOMO-ABULENCIA
 Chief, Accounting Section
 Date: 2022-10-19 09:02:49

Recommending Approval:

JOSE SALVE E. CABILING
 Chief, Finance and Administrative Division
 Date: 2022-10-19 09:05:24

Approved By:

LARRY M. HERADEZ
 Regional Director
 Date: 2022-10-19 09:06:13

STATEMENT OF APPROPRIATIONS, ALLOTMENTS, OBLIGATIONS, DISBURSEMENTS AND BALANCES
As at the Quarter Ending September 30, 2022

Department: Department of Environment and Natural Resources (DENR)

Agency: Mines and Geosciences Bureau

Operating Unit: Regional Office - XIII

Organization Code (UACS) : 10 003 0300016

Fund Cluster: 01 Regular Agency Fund

(e.g. UACS Fund Cluster: 01-Regular Agency Fund, 02-Foreign Assisted Projects Fund, 03-Special Account-Locally Funded/Domestic Grants Fund, and 04-Special Account-Foreign Assisted/Foreign Grants Fund)

	Current Year Appropriations
	Supplemental Appropriations
X	Continuing Appropriations

Particulars	UACS CODE	Appropriations			Allotments					Current Year Obligations					Current Year Disbursements					Balances			
		Authorized Appropriations	Adjustments (Transfer To/From, Realignment)	Adjusted Appropriations	Allotments Received	Adjustments (Withdrawal, Realignment)	Transfer To	Transfer From	Adjusted Total Allotments	1st Quarter Ending March 31	2nd Quarter Ending June 30	3rd Quarter Ending Sept. 30	4th Quarter Ending Dec. 31	TOTAL	1st Quarter Ending March 31	2nd Quarter Ending June 30	3rd Quarter Ending Sept. 30	4th Quarter Ending Dec. 31	TOTAL	Unreleased Appro	Unobligated Allotments	Unpaid Obligations	
																						Due and Demandable	Not Yet Due and Demandable
1	2	3	4	5=(3+4)	6	7	8	9	10=[(6+(-)7)-8+9]	11	12	13	14	15=(11+12+13+14)	16	17	18	19	20=(16+17+18+19)	21=(5-10)	22=(10-15)	23	24
I. Continuing Appropriations		421,039.55	4,187,525.61	4,608,565.16	421,039.55	0.00	0.00	4,187,525.61	4,608,565.16	910,419.50	1,274,068.61	2,424,077.05	0.00	4,608,565.16	226,650.00	1,231,723.11	750,501.85	0.00	2,208,874.96	0.00	0.00	0.00	2,399,690.20
I. Agency Specific Budget		421,039.55	4,187,525.61	4,608,565.16	421,039.55	0.00	0.00	4,187,525.61	4,608,565.16	910,419.50	1,274,068.61	2,424,077.05	0.00	4,608,565.16	226,650.00	1,231,723.11	750,501.85	0.00	2,208,874.96	0.00	0.00	0.00	2,399,690.20
General Administration and Support	1000000000000000	0.00	1,030,883.82	1,030,883.82	0.00	0.00	0.00	1,030,883.82	1,030,883.82	835,119.50	190,700.00	5,064.32	0.00	1,030,883.82	151,350.00	665,419.50	0.00	0.00	816,769.50	0.00	0.00	0.00	214,114.32
General Management and Supervision	100000100001000	0.00	1,030,883.82	1,030,883.82	0.00	0.00	0.00	1,030,883.82	1,030,883.82	835,119.50	190,700.00	5,064.32	0.00	1,030,883.82	151,350.00	665,419.50	0.00	0.00	816,769.50	0.00	0.00	0.00	214,114.32
MOOE		0.00	1,030,883.82	1,030,883.82	0.00	0.00	0.00	1,030,883.82	1,030,883.82	835,119.50	190,700.00	5,064.32	0.00	1,030,883.82	151,350.00	665,419.50	0.00	0.00	816,769.50	0.00	0.00	0.00	214,114.32
Sub-Total, General Administration and Support		0.00	1,030,883.82	1,030,883.82	0.00	0.00	0.00	1,030,883.82	1,030,883.82	835,119.50	190,700.00	5,064.32	0.00	1,030,883.82	151,350.00	665,419.50	0.00	0.00	816,769.50	0.00	0.00	0.00	214,114.32
PS		0.00	0.00	0.00	0.00	0.00	0.00	0.00	0.00	0.00	0.00	0.00	0.00	0.00	0.00	0.00	0.00	0.00	0.00	0.00	0.00	0.00	0.00
MOOE		0.00	1,030,883.82	1,030,883.82	0.00	0.00	0.00	1,030,883.82	1,030,883.82	835,119.50	190,700.00	5,064.32	0.00	1,030,883.82	151,350.00	665,419.50	0.00	0.00	816,769.50	0.00	0.00	0.00	214,114.32
FinEx (if Applicable)		0.00	0.00	0.00	0.00	0.00	0.00	0.00	0.00	0.00	0.00	0.00	0.00	0.00	0.00	0.00	0.00	0.00	0.00	0.00	0.00	0.00	0.00
CO		0.00	0.00	0.00	0.00	0.00	0.00	0.00	0.00	0.00	0.00	0.00	0.00	0.00	0.00	0.00	0.00	0.00	0.00	0.00	0.00	0.00	0.00
Support to Operations	2000000000000000	800.00	300,000.00	300,800.00	800.00	0.00	0.00	300,000.00	300,800.00	0.00	800.00	300,000.00	0.00	300,800.00	0.00	0.00	0.00	0.00	0.00	0.00	0.00	0.00	300,800.00
Planning and Policy Formulation	200000100001000	800.00	300,000.00	300,800.00	800.00	0.00	0.00	300,000.00	300,800.00	0.00	800.00	300,000.00	0.00	300,800.00	0.00	0.00	0.00	0.00	0.00	0.00	0.00	0.00	300,800.00
CO		800.00	300,000.00	300,800.00	800.00	0.00	0.00	300,000.00	300,800.00	0.00	800.00	300,000.00	0.00	300,800.00	0.00	0.00	0.00	0.00	0.00	0.00	0.00	0.00	300,800.00
Sub-Total, Support to Operations		800.00	300,000.00	300,800.00	800.00	0.00	0.00	300,000.00	300,800.00	0.00	800.00	300,000.00	0.00	300,800.00	0.00	0.00	0.00	0.00	0.00	0.00	0.00	0.00	300,800.00
PS		0.00	0.00	0.00	0.00	0.00	0.00	0.00	0.00	0.00	0.00	0.00	0.00	0.00	0.00	0.00	0.00	0.00	0.00	0.00	0.00	0.00	0.00
MOOE		0.00	0.00	0.00	0.00	0.00	0.00	0.00	0.00	0.00	0.00	0.00	0.00	0.00	0.00	0.00	0.00	0.00	0.00	0.00	0.00	0.00	0.00
FinEx (if Applicable)		0.00	0.00	0.00	0.00	0.00	0.00	0.00	0.00	0.00	0.00	0.00	0.00	0.00	0.00	0.00	0.00	0.00	0.00	0.00	0.00	0.00	0.00
CO		800.00	300,000.00	300,800.00	800.00	0.00	0.00	300,000.00	300,800.00	0.00	800.00	300,000.00	0.00	300,800.00	0.00	0.00	0.00	0.00	0.00	0.00	0.00	0.00	300,800.00
Operations	3000000000000000	420,239.55	2,856,641.79	3,276,881.34	420,239.55	0.00	0.00	2,856,641.79	3,276,881.34	75,300.00	1,082,568.61	2,119,012.73	0.00	3,276,881.34	75,300.00	566,303.61	750,501.85	0.00	1,392,105.46	0.00	0.00	0.00	1,884,775.88
OO : Natural Resources Sustainably Managed		103,095.09	1,451,779.55	1,554,874.64	103,095.09	0.00	0.00	1,451,779.55	1,554,874.64	75,300.00	450,541.78	1,029,032.86	0.00	1,554,874.64	75,300.00	262,831.78	97,497.02	0.00	435,628.80	0.00	0.00	0.00	1,119,245.84
MINERAL RESOURCES ENFORCEMENT AND REGULATORY PROGRAM		0.00	445,317.22	445,317.22	0.00	0.00	0.00	445,317.22	445,317.22	0.00	285,386.00	159,931.22	0.00	445,317.22	0.00	177,676.00	0.00	0.00	177,676.00	0.00	0.00	0.00	267,641.22
Mineral Regulation Services	310100100001000	0.00	445,317.22	445,317.22	0.00	0.00	0.00	445,317.22	445,317.22	0.00	285,386.00	159,931.22	0.00	445,317.22	0.00	177,676.00	0.00	0.00	177,676.00	0.00	0.00	0.00	267,641.22
MOOE		0.00	445,317.22	445,317.22	0.00	0.00	0.00	445,317.22	445,317.22	0.00	285,386.00	159,931.22	0.00	445,317.22	0.00	177,676.00	0.00	0.00	177,676.00	0.00	0.00	0.00	267,641.22
MINERAL RESOURCES AND GEOSCIENCES DEVELOPMENT PROGRAM		103,095.09	1,006,462.33	1,109,557.42	103,095.09	0.00	0.00	1,006,462.33	1,109,557.42	75,300.00	165,155.78	869,101.64	0.00	1,109,557.42	75,300.00	85,155.78	97,497.02	0.00	257,952.80	0.00	0.00	0.00	851,604.62
Mineral Resources Development	310200100001000	103,095.09	1,006,462.33	1,109,557.42	103,095.09	0.00	0.00	1,006,462.33	1,109,557.42	75,300.00	165,155.78	869,101.64	0.00	1,109,557.42	75,300.00	85,155.78	97,497.02	0.00	257,952.80	0.00	0.00	0.00	851,604.62
MOOE		103,095.09	1,006,462.33	1,109,557.42	103,095.09	0.00	0.00	1,006,462.33	1,109,557.42	75,300.00	165,155.78	869,101.64	0.00	1,109,557.42	75,300.00	85,155.78	97,497.02	0.00	257,952.80	0.00	0.00	0.00	851,604.62

Department: Department of Environment and Natural Resources (DENR)

Agency: Mines and Geosciences Bureau

Operating Unit: Regional Office - XIII

Organization Code (UACS) : 10 003 0300016


Fund Cluster: 01 Regular Agency Fund

(e.g. UACS Fund Cluster: 01-Regular Agency Fund, 02-Foreign Assisted Projects Fund, 03-Special Account-Locally Funded/Domestic Grants Fund, and 04-Special Account-Foreign Assisted/Foreign Grants Fund)

	Current Year Appropriations
	Supplemental Appropriations
X	Continuing Appropriations


Particulars	UACS CODE	Appropriations			Allotments			Current Year Obligations					Current Year Disbursements					Balances						
		Authorized Appropriations	Adjustments (Transfer To/From, Realignment)	Adjusted Appropriations	Allotments Received	Adjustments (Withdrawal, Realignment)	Transfer To	Transfer From	Adjusted Total Allotments	1st Quarter Ending March 31	2nd Quarter Ending June 30	3rd Quarter Ending Sept. 30	4th Quarter Ending Dec. 31	TOTAL	1st Quarter Ending March 31	2nd Quarter Ending June 30	3rd Quarter Ending Sept. 30	4th Quarter Ending Dec. 31	TOTAL	Unreleased Appro	Unobligated Allotments	Unpaid Obligations		
																						Due and Demandable	Not Yet Due and Demandable	
1	2	3	4	5=(3+4)	6	7	8	9	10=[(6+(-)7-8+9)]	11	12	13	14	15=(11+12+13+14)	16	17	18	19	20=(16+17+18+19)	21=(5-10)	22=(10-15)	23	24	
OO : Adaptive Capacities of Human Communities and Natural Systems Improved		317,144.46	1,404,862.24	1,722,006.70	317,144.46	0.00	0.00	1,404,862.24	1,722,006.70	0.00	632,026.83	1,089,979.87	0.00	1,722,006.70	0.00	303,471.83	653,004.83	0.00	956,476.66	0.00	0.00	0.00	0.00	765,530.04
GEOLOGICAL RISK REDUCTION AND RESILIENCY PROGRAM		317,144.46	1,404,862.24	1,722,006.70	317,144.46	0.00	0.00	1,404,862.24	1,722,006.70	0.00	632,026.83	1,089,979.87	0.00	1,722,006.70	0.00	303,471.83	653,004.83	0.00	956,476.66	0.00	0.00	0.00	0.00	765,530.04
Geological Assessment for Risk Reduction and Resiliency	320300100001000	317,144.46	1,404,862.24	1,722,006.70	317,144.46	0.00	0.00	1,404,862.24	1,722,006.70	0.00	632,026.83	1,089,979.87	0.00	1,722,006.70	0.00	303,471.83	653,004.83	0.00	956,476.66	0.00	0.00	0.00	0.00	765,530.04
MOOE		317,144.46	1,404,862.24	1,722,006.70	317,144.46	0.00	0.00	1,404,862.24	1,722,006.70	0.00	632,026.83	1,089,979.87	0.00	1,722,006.70	0.00	303,471.83	653,004.83	0.00	956,476.66	0.00	0.00	0.00	0.00	765,530.04
Sub-Total, Operations		420,239.55	2,856,641.79	3,276,881.34	420,239.55	0.00	0.00	2,856,641.79	3,276,881.34	75,300.00	1,082,568.61	2,119,012.73	0.00	3,276,881.34	75,300.00	566,303.61	750,501.85	0.00	1,392,105.46	0.00	0.00	0.00	0.00	1,884,775.88
PS		0.00	0.00	0.00	0.00	0.00	0.00	0.00	0.00	0.00	0.00	0.00	0.00	0.00	0.00	0.00	0.00	0.00	0.00	0.00	0.00	0.00	0.00	0.00
MOOE		420,239.55	2,856,641.79	3,276,881.34	420,239.55	0.00	0.00	2,856,641.79	3,276,881.34	75,300.00	1,082,568.61	2,119,012.73	0.00	3,276,881.34	75,300.00	566,303.61	750,501.85	0.00	1,392,105.46	0.00	0.00	0.00	0.00	1,884,775.88
FinEx (if Applicable)		0.00	0.00	0.00	0.00	0.00	0.00	0.00	0.00	0.00	0.00	0.00	0.00	0.00	0.00	0.00	0.00	0.00	0.00	0.00	0.00	0.00	0.00	0.00
CO		0.00	0.00	0.00	0.00	0.00	0.00	0.00	0.00	0.00	0.00	0.00	0.00	0.00	0.00	0.00	0.00	0.00	0.00	0.00	0.00	0.00	0.00	0.00
GRAND TOTAL		421,039.55	4,187,525.61	4,608,565.16	421,039.55	0.00	0.00	4,187,525.61	4,608,565.16	910,419.50	1,274,068.61	2,424,077.05	0.00	4,608,565.16	226,650.00	1,231,723.11	750,501.85	0.00	2,208,874.96	0.00	0.00	0.00	0.00	2,399,690.20
PS		0.00	0.00	0.00	0.00	0.00	0.00	0.00	0.00	0.00	0.00	0.00	0.00	0.00	0.00	0.00	0.00	0.00	0.00	0.00	0.00	0.00	0.00	0.00
MOOE		420,239.55	3,887,525.61	4,307,765.16	420,239.55	0.00	0.00	3,887,525.61	4,307,765.16	910,419.50	1,273,268.61	2,124,077.05	0.00	4,307,765.16	226,650.00	1,231,723.11	750,501.85	0.00	2,208,874.96	0.00	0.00	0.00	0.00	2,098,890.20
FinEx (if Applicable)		0.00	0.00	0.00	0.00	0.00	0.00	0.00	0.00	0.00	0.00	0.00	0.00	0.00	0.00	0.00	0.00	0.00	0.00	0.00	0.00	0.00	0.00	0.00
CO		800.00	300,000.00	300,800.00	800.00	0.00	0.00	300,000.00	300,800.00	0.00	800.00	300,000.00	0.00	300,800.00	0.00	0.00	0.00	0.00	0.00	0.00	0.00	0.00	0.00	300,800.00

Certified Correct:


RUELL C. BASIG
 Chief, Budget Section


Date: 2022-10-19 09:02:49

Certified Correct:


MARGIE ANN R. ENSOMO-ABULENCIA
 Chief, Accounting Section

Date: 2022-10-19 09:02:49

Recommending Approval:


JOSE SALVE E. CABILING
 Chief, Finance and Administrative Division

Date: 2022-10-19 09:05:24

Approved By:


LARRY M. HERADEZ
 Regional Director


Date: 2022-10-19 09:06:13


STATEMENT OF APPROPRIATIONS, ALLOTMENTS, OBLIGATIONS, DISBURSEMENTS AND BALANCES
As at the Quarter Ending September 30, 2022


Department : Department of Environment and Natural Resources (DENR)
 Agency/Entity : Mines and Geosciences Bureau
 Operating Unit : Regional Office - XIII
 Organization Code (UACS) : 10 003 0300016
 Fund Cluster : 03 Special Account - Locally Funded/Domestic Grants Fund
 (e.g. UACS Fund Cluster: 01-Regular Agency Fund, 02-Foreign Assisted Projects Fund, 03-Special Account-Locally Funded/Domestic Grants Fund, and 04-Special Account-Foreign Assisted/Foreign Grants Fund)

X	Current Year Appropriations
	Supplemental Appropriations
	Continuing Appropriations

Particulars	UACS CODE	Appropriations			Allotments			Current Year Obligations					Current Year Disbursements					Balances					
		Authorized Appropriations	Adjustments(Transfers To/From, Modifications/Augmentations)	Adjusted Appropriations	Allotments Received	Adjustments(Reductions, Modifications/Augmentations)	Transfer To	Transfer From	Adjusted Total Allotments	1st Quarter Ending March 31	2nd Quarter Ending June 30	3rd Quarter Ending Sept. 30	4th Quarter Ending Dec. 31	TOTAL	1st Quarter Ending March 31	2nd Quarter Ending June 30	3rd Quarter Ending Sept. 30	4th Quarter Ending Dec. 31	TOTAL	Unreleased Appro	Unobligated Allotments	Unpaid Obligations(15-20)=(23+24)	
																						Due and Demandable	Not Yet Due and Demandable
1	2	3	4	5=(3+4)	6	7	8	9	10=[(6+(-)7)-8+9]	11	12	13	14	15=(11+12+13+14)	16	17	18	19	20=(16+17+18+19)	21	22	23	24
II. Automatic Appropriations		0.00	3,699,000.00	3,699,000.00	0.00	0.00	0.00	3,699,000.00	3,699,000.00	487,881.00	1,000,689.65	1,198,408.64	0.00	2,686,979.29	374,217.20	943,720.49	1,359,561.20	0.00	2,677,498.89	0.00	1,012,020.71	0.00	9,480.40
Special Accounts in the General Fund		0.00	3,699,000.00	3,699,000.00	0.00	0.00	0.00	3,699,000.00	3,699,000.00	487,881.00	1,000,689.65	1,198,408.64	0.00	2,686,979.29	374,217.20	943,720.49	1,359,561.20	0.00	2,677,498.89	0.00	1,012,020.71	0.00	9,480.40
Mines and Geosciences Bureau		0.00	3,699,000.00	3,699,000.00	0.00	0.00	0.00	3,699,000.00	3,699,000.00	487,881.00	1,000,689.65	1,198,408.64	0.00	2,686,979.29	374,217.20	943,720.49	1,359,561.20	0.00	2,677,498.89	0.00	1,012,020.71	0.00	9,480.40
MOOE		0.00	3,699,000.00	3,699,000.00	0.00	0.00	0.00	3,699,000.00	3,699,000.00	487,881.00	1,000,689.65	1,198,408.64	0.00	2,686,979.29	374,217.20	943,720.49	1,359,561.20	0.00	2,677,498.89	0.00	1,012,020.71	0.00	9,480.40
Sub-total II. Automatic Appropriations		0.00	3,699,000.00	3,699,000.00	0.00	0.00	0.00	3,699,000.00	3,699,000.00	487,881.00	1,000,689.65	1,198,408.64	0.00	2,686,979.29	374,217.20	943,720.49	1,359,561.20	0.00	2,677,498.89	0.00	1,012,020.71	0.00	9,480.40
PS		0.00	0.00	0.00	0.00	0.00	0.00	0.00	0.00	0.00	0.00	0.00	0.00	0.00	0.00	0.00	0.00	0.00	0.00	0.00	0.00	0.00	0.00
MOOE		0.00	3,699,000.00	3,699,000.00	0.00	0.00	0.00	3,699,000.00	3,699,000.00	487,881.00	1,000,689.65	1,198,408.64	0.00	2,686,979.29	374,217.20	943,720.49	1,359,561.20	0.00	2,677,498.89	0.00	1,012,020.71	0.00	9,480.40
FinEx		0.00	0.00	0.00	0.00	0.00	0.00	0.00	0.00	0.00	0.00	0.00	0.00	0.00	0.00	0.00	0.00	0.00	0.00	0.00	0.00	0.00	0.00
CO		0.00	0.00	0.00	0.00	0.00	0.00	0.00	0.00	0.00	0.00	0.00	0.00	0.00	0.00	0.00	0.00	0.00	0.00	0.00	0.00	0.00	0.00
IV. Reversion of the Unobligated Allotments charged against R.A. Nos. 11465 and 11494		0.00	0.00	0.00	0.00	0.00	0.00	0.00	0.00	0.00	0.00	0.00	0.00	0.00	0.00	0.00	0.00	0.00	0.00	0.00	0.00	0.00	0.00
GRAND TOTAL		0.00	3,699,000.00	3,699,000.00	0.00	0.00	0.00	3,699,000.00	3,699,000.00	487,881.00	1,000,689.65	1,198,408.64	0.00	2,686,979.29	374,217.20	943,720.49	1,359,561.20	0.00	2,677,498.89	0.00	1,012,020.71	0.00	9,480.40
MOOE		0.00	3,699,000.00	3,699,000.00	0.00	0.00	0.00	3,699,000.00	3,699,000.00	487,881.00	1,000,689.65	1,198,408.64	0.00	2,686,979.29	374,217.20	943,720.49	1,359,561.20	0.00	2,677,498.89	0.00	1,012,020.71	0.00	9,480.40

Certified Correct:

RUEL C. BASIGSK
 Chief, Budget Section
 Date: 10/13/2022 16:14

Certified Correct:

MARGIE ANN P. ENSOMO-ABULENCIA
 Date: 2022-10-13 16:14:36

Recommending Approval:

JOSE SALVE E. CABILING
 Chief, Finance and Administrative Division
 Date: 2022-10-13 16:15:39

Approved By:

LARRY M. HERADEZ
 Regional Director
 Date: 2022-10-13 16:16:35