

SUMMARY REPORT OF DISBURSEMENTS

For the month of July 2020
In Pesos


Department : Department of Environment and Natural Resources
 Agency : MINES AND GEOSCIENCES BUREAU R-13
 Operating Unit : 10 003 00 00000
 Organization Code : 01 003 03 00016
 Funding Source Code (as Clustered) : 101


FAR No. 4


PARTICULARS	CURRENT YEAR BUDGET						PRIOR YEAR'S BUDGET				GRAND TOTAL			RE MA RKS			
	PS		MOOE		CO		TOTAL	PRIOR YEAR'S ACCOUNTS PAYABLE			Sub-Total	PS	MOOE		TOTAL		
	1	2	3	4	5	6 = 2+3+4+5	7	8	9	10	11 = 7+8+9+10	12 = 6+11	23		24	25 = 23+24+25+26	28
Notice of Cash Allocation (NCA)																	
MDS Checks Issued	428,449.15	428,449.15	387,918.23	387,918.23		816,367.38					816,367.38	428,449.15	387,918.23	816,367.38			
Advice to Debit Account	1,231,151.98	1,231,151.98	1,507,957.46	1,507,957.46		2,739,109.44					2,739,109.44	1,231,151.98	1,507,957.46	2,739,109.44			
Working Fund (NCA Issued to BTr)																	
Tax Remittance Advice (TRA)	252,411.40	252,411.40	43,442.93	43,442.93		295,854.33					295,854.33	252,411.40	43,442.93	295,854.33			
Cash Disbursement Ceiling (CDC)																	
Non-Cash Availment Authority (NCAA)																	
Others (CDT, BTr Docs Stamp, Etc)																	
TOTAL UNUSED NCA	(1,659,601.13)	(1,659,601.13)	(1,895,875.69)	(1,895,875.69)	-	(3,555,476.82)	-	-	-	-	(3,555,476.82)	(1,659,601.13)	(1,895,875.69)	(3,555,476.82)			

Summary : 01 1 01 101 , 102, 106, 107	Previous Report	This month	As of Date
Total Disbursement Authorities Received	37,797,764.85	4,063,854.33	41,861,619.18
NCA	35,740,000.00	3,768,000.00	39,508,000.00
Working Fund	-	-	-
TRA	2,057,764.85	295,854.33	2,353,619.18
Others (CDT, BTr Docs Stamp)	-	-	-
Add: Notice of Transfer Allocations (NTA)	6,434,759.03		6,434,759.03
Less: Notice of Transfer Allocations (NTA)	-		-
Total Disbursement Authorities Available	44,232,523.88	4,063,854.33	48,296,378.21
Less: Lapses NCA /adjustment/cancelled	7,760,460.37	-	7,760,460.37
Disbursements (inclusive of)	36,472,063.51	3,851,331.15	40,323,394.66
Add: Adjustment for Stale Checks		3,262.24	3,262.24
Balance of Disbursements	-	215,785.42	215,785.42

	Previous Report	This Month	As of Date
Total Disbursement Program	44,232,523.88	4,063,854.33	48,296,378.21
Less: Actual Disbursements	36,472,063.51	3,851,331.15	40,323,394.66
(Over)/Under spending	7,760,460.37	212,523.18	7,972,983.55

Certified Correct:

MARGIE ANN P. ENSOMO
 Accountant III

Reviewed:

JOSE SALVE E. CABILING
 Chief, FAD

Approved:

GLENN MARCELO C. NOBLE
 Regional Director