

SUMMARY REPORT OF DISBURSEMENTS

For the month of June 2019

In Pesos

Department : Department of Environment and Natural Resources
 Agency : MINES AND GEOSCIENCES BUREAU R-13
 Operating Unit : 10 003 00 00000
 Organization Code : 01 003 03 00016
 Funding Source Code (as Clustered) : 101


FAR No. 4

PARTICULARS	CURRENT YEAR BUDGET					PRIOR YEAR'S BUDGET						GRAND TOTAL			REMARKS
						PRIOR YEAR'S ACCOUNTS PAYABLE		CURRENT YEAR'S ACCOUNTS PAYABLE		Total	Sub-Total				
	PS		MOOE		TOTAL	MOOE	TOTAL	MOOE	TOTAL			PS	MOOE	TOTAL	
1	BEFORE DOWNLOADING	2	BEFORE DOWNLOADING	3	6 = 2+3+4+5	8	11=7+8+9+10	13	16=12+13+14+15	17=11+16	18=6+17	23	24	27=23+24+25+26	28
Notice of Cash Allocation (NCA)															
MDS Checks Issued	437,976.30	437,976.30	2,088,355.95	2,088,355.95	2,526,332.25	281,897.10	281,897.10		-	281,897.10	2,808,229.35	437,976.30	2,370,253.05	2,808,229.35	
Advice to Debit Account	2,006,149.33	2,006,149.33	2,062,082.74	2,062,082.74	4,068,232.07	41,500.00	41,500.00	130,219.26	130,219.26	171,719.26	4,239,951.33	2,006,149.33	2,233,802.00	4,239,951.33	
Working Fund (NCA Issued to BTr)					-		-		-	-					
Tax Remittance Advice (TRA)	254,561.05	254,561.05	72,539.04	72,539.04	327,100.09	16,295.65	16,295.65		-	16,295.65	343,395.74	254,561.05	88,834.69	343,395.74	
Cash Disbursement Ceiling (CDC)															
Non-Cash Availment Authority (NCAA)															
Others (CDT, BTr Docs Stamp, Etc)															
TOTAL UNUSED NCA	(2,444,125.63)	(2,444,125.63)	(4,150,438.69)	(4,150,438.69)	(6,594,564.32)	(323,397.10)	(323,397.10)	(130,219.26)	(130,219.26)	(453,616.36)	(7,048,180.68)	(2,444,125.63)	(4,604,055.05)	(7,048,180.68)	

Summary : 01 1 01 101 , 102, 106, 107	Previous Report	This month	As of Date
Total Disbursement Authorities Receive	26,205,686.35	5,581,395.74	31,787,082.09
NCA	24,892,000.00	5,238,000.00	30,130,000.00
Working Fund	-	-	-
TRA	1,313,686.35	343,395.74	1,657,082.09
CDC	-	-	-
NCAA	-	-	-
Others (CDT, BTr Docs Stan	-	-	-
Add: Notice of Transfer Allocations (NT/	962,778.23	1,650,906.70	2,613,684.93
Less: Notice of Transfer Allocations (NT/	-	-	-
Total Disbursement Authorities Availabl	27,168,464.58	7,232,302.44	34,400,767.02
Less: Lapses NCA /adjstment/cancelled	5,975.01	386.86	6,361.87
Disbursements (inclusive o	27,002,828.73	7,391,576.42	34,394,405.15
Balance of Disbursements	159,660.84	(159,660.84)	-


	Previous Report	This Month	As of Date
Total Disbursement Program	27,168,464.81	7,232,302.21	34,400,767.02
Less: Actual Disbursements	27,002,828.73	7,391,576.42	34,394,405.15
(Over)/Under spending	165,636.08	(159,274.21)	6,361.87

Certified Correct:


 MARGI ANN P. ENSOMO
 Accountant III

Approved:

For and In the Absence of the Regional Director:


 JOSE SAIVE E. CABILING
 Chief, Finance and Administrative Division

SUMMARY REPORT OF DISBURSEMENTS

As of the Month Ending June 30, 2019

In Pesos


Department/Agency : DENR - MINES AND GEOSCIENCES BUREAU - MGB RO XIII

FUND CODE : 101

PARTICULARS	CURRENT YEAR BUDGET			PRIOR YEAR'S BUDGET			CURRENT YEAR'S BUDGET			Sub-Total	GRAND TOTAL			Remarks
	PS	MOOE	TOTAL	PS	MOOE	TOTAL	PS	MOOE	TOTAL		PS	MOOE	TOTAL	
(1)	(2)			(3)			(4)			(5)=2+3+4	(8)			(9)
January			-			-			-	-			-	
Notice of Cash Allocation			-			-			-	-			-	
MDS Checks Issued	354,075.33	269,370.60	623,445.93		225,777.35	225,777.35			-	849,223.28	354,075.33	495,147.95	849,223.28	
Advice to Debit Account	1,769,422.72	921,131.21	2,690,553.93			-			-	2,690,553.93	1,769,422.72	921,131.21	2,690,553.93	
Tax Remittance Advice	207,916.53	5,319.46	213,235.99		6,369.58	6,369.58			-	219,605.57	207,916.53		207,916.53	
TOTAL	2,331,414.58	1,195,821.27	3,527,235.85	-	232,146.93	232,146.93	-	-	-	3,759,382.78	2,331,414.58	1,416,279.16	3,747,693.74	
February			-			-			-	-			-	
Notice of Cash Allocation			-			-			-	-			-	
MDS Checks Issued	-	388,460.32	388,460.32			-			-	388,460.32	-	388,460.32	388,460.32	
Advice to Debit Account	1,149,339.41	956,728.46	2,106,067.87			-			-	2,106,067.87	1,149,339.41	956,728.46	2,106,067.87	
Tax Remittance Advice	216,683.69	19,715.75	236,399.44			-			-	236,399.44	216,683.69		216,683.69	
TOTAL	1,366,023.10	1,364,904.53	2,730,927.63	-	-	-	-	-	-	2,730,927.63	1,366,023.10	1,345,188.78	2,711,211.88	
March			-			-			-	-			-	
Notice of Cash Allocation			-			-			-	-			-	
MDS Checks Issued	511,231.49	1,228,296.47	1,739,527.96		618,906.93	618,906.93			-	2,358,434.89	511,231.49	1,847,203.40	2,358,434.89	
Advice to Debit Account	2,467,068.35	1,522,981.78	3,990,050.13		4,600.00	4,600.00			-	3,994,650.13	2,467,068.35	1,527,581.78	3,994,650.13	
Tax Remittance Advice	200,217.02	22,119.75	222,336.77		34,585.07	34,585.07			-	256,921.84	200,217.02		200,217.02	
TOTAL	3,178,516.86	2,773,398.00	5,951,914.86	-	658,092.00	658,092.00	-	-	-	6,610,006.86	3,178,516.86	3,374,785.18	6,553,302.04	
First Quarter			-			-			-	-			-	
Notice of Cash Allocation	-	-	-			-			-	-			-	
MDS Checks Issued	865,306.82	1,886,127.39	2,751,434.21	-	844,684.28	844,684.28	-		-	3,596,118.49	865,306.82	2,730,811.67	3,596,118.49	
Advice to Debit Account	5,385,830.48	3,400,841.45	8,786,671.93	-	4,600.00	4,600.00	-		-	8,791,271.93	5,385,830.48	3,405,441.45	8,791,271.93	
Tax Remittance Advice	624,817.24	47,154.96	671,972.20	-		-	-		-	671,972.20	624,817.24	47,154.96	671,972.20	
TOTAL	6,875,954.54	5,334,123.80	12,210,078.34	-	849,284.28	849,284.28	-	-	-	13,059,362.62	6,875,954.54	6,183,408.08	13,059,362.62	
April			-			-			-	-			-	
Notice of Cash Allocation			-			-			-	-			-	
MDS Checks Issued	365,272.38	1,285,052.67	1,650,325.05	11,625.00	28,034.03	39,659.03			-	1,689,984.08	376,897.38	1,313,086.70	1,689,984.08	
Advice to Debit Account	2,632,254.81	1,050,015.00	3,682,269.81			-		256,326.32	256,326.32	3,938,596.13	2,632,254.81	1,306,341.32	3,938,596.13	
Tax Remittance Advice	252,830.55	38,561.13	291,391.68		795.97	795.97		1,071.98	1,071.98	293,259.63	252,830.55	40,429.08	293,259.63	
Cash Disbursement Ceiling			-			-			-	-			-	
Non-Cash Availment Authority			-			-			-	-			-	
TOTAL	3,250,357.74	2,373,628.80	5,623,986.54	11,625.00	28,830.00	40,455.00	-	257,398.30	257,398.30	5,921,839.84	3,261,982.74	2,659,857.10	5,921,839.84	

PARTICULARS	CURRENT YEAR BUDGET			PRIOR YEAR'S BUDGET			CURRENT YEAR'S BUDGET			Sub-Total	GRAND TOTAL			Remarks
	PS	MOOE	TOTAL	PS	MOOE	TOTAL	PS	MOOE	TOTAL		PS	MOOE	TOTAL	
(1)	(2)			(3)			(4)			(5)=2+3+4	(8)			(9)
May			-			-			-	-			-	
Notice of Cash Allocation			-			-			-	-			-	
MDS Checks Issued	721,073.15	1,436,854.06	2,157,927.21		135,857.94	135,857.94			-	2,293,785.15	721,073.15	1,572,712.00	2,293,785.15	
Advice to Debit Account	4,002,574.61	1,250,335.99	5,252,910.60			-	126,476.00	126,476.00	-	5,379,386.60	4,002,574.61	1,376,811.99	5,379,386.60	
Tax Remittance Advice	255,348.80	43,910.57	299,259.37		7,690.06	7,690.06	550.44	550.44	-	307,499.87	255,348.80	52,151.07	307,499.87	
Cash Disbursement Ceiling			-			-			-	-			-	
Non-Cash Availment Authority			-			-			-	-			-	
TOTAL	4,978,996.56	2,731,100.62	7,710,097.18	-	143,548.00	143,548.00	-	127,026.44	127,026.44	7,980,671.62	4,978,996.56	3,001,675.06	7,980,671.62	
June			-			-			-	-			-	
Notice of Cash Allocation			-			-			-	-			-	
MDS Checks Issued	437,976.27	2,088,355.98	2,526,332.25		281,897.10	281,897.10			-	2,808,229.35	437,976.27	2,370,253.08	2,808,229.35	
Advice to Debit Account	2,006,149.33	2,062,082.74	4,068,232.07		41,500.00	41,500.00	130,219.26	130,219.26	-	4,239,951.33	2,006,149.33	2,233,802.00	4,239,951.33	
Tax Remittance Advice	254,561.05	72,539.04	327,100.09		16,295.65	16,295.65			-	343,395.74	254,561.05	88,834.69	343,395.74	
Cash Disbursement Ceiling			-			-			-	-			-	
Non-Cash Availment Authority			-			-			-	-			-	
TOTAL	2,698,686.65	4,222,977.76	6,921,664.41	-	339,692.75	339,692.75	-	130,219.26	130,219.26	7,391,576.42	2,698,686.65	4,692,889.77	7,391,576.42	
Second Quarter			-			-			-	-			-	
Notice of Cash Allocation			-			-			-	-			-	
MDS Checks Issued	1,524,321.80	4,810,262.71	6,334,584.51	11,625.00	445,789.07	457,414.07			-	6,791,998.58	1,535,946.80	5,256,051.78	6,791,998.58	
Advice to Debit Account	8,640,978.75	4,362,433.73	13,003,412.48			-	513,021.58	513,021.58	-	13,516,434.06	8,640,978.75	4,875,455.31	13,516,434.06	
Tax Remittance Advice	762,740.40	155,010.74	917,751.14	-		-	1,622.42	1,622.42	-	919,373.56	762,740.40	156,633.16	919,373.56	
Cash Disbursement Ceiling			-			-			-	-			-	
Non-Cash Availment Authority			-			-			-	-			-	
TOTAL	10,928,040.95	9,327,707.18	20,255,748.13	11,625.00	445,789.07	457,414.07	-	514,644.00	514,644.00	21,227,806.20	10,939,665.95	10,288,140.25	21,227,806.20	
Grand Total	17,803,995.49	14,661,830.98	32,465,826.47	11,625.00	1,295,073.35	1,306,698.35	-	514,644.00	514,644.00	34,287,168.82	17,815,620.49	16,471,548.33	34,287,168.82	

Certified Correct:


MARGIE ANN P. ENSOMO
 Accountant III

Approved:

For and In the Absence of the Regional Director:


JOSE SALVE E. CABILING
 CHIEF, FINANCE AND ADMINISTRATIVE DIVISION