

SUMMARY REPORT OF DISBURSEMENTS

For the month of August 2019

In Pesos

Department : Department of Environment and Natural Resources
 Agency : MINES AND GEOSCIENCES BUREAU R-13
 Operating Unit : 10 003 00 00000
 Organization Code : 01 003 03 00016
 Funding Source Code (as Clustered) : 101

FAR No. 4

PARTICULARS	CURRENT YEAR BUDGET					PRIOR YEAR'S BUDGET						GRAND TOTAL			REMARKS
						PRIOR YEAR'S ACCOUNTS PAYABLE		CURRENT YEAR'S ACCOUNTS PAYABLE		Total	Sub-Total				
	PS		MOOE		TOTAL	MOOE	TOTAL	MOOE	TOTAL						
	BEFORE DOWNLOADING	2	BEFORE DOWNLOADING	3	6 = 2+3+4+5	8	11=7+8+9+10	13	16=12+13+14+15	17=11+16	18=6+17	23	24	27=23+24+25+26	
1															
Notice of Cash Allocation (NCA)															
MDS Checks Issued	486,068.32	486,068.32	529,429.37	529,429.37	1,015,497.69	24,512.50	24,512.50		-	24,512.50	1,040,010.19	486,068.32	553,941.87	1,040,010.19	
Advice to Debit Account	1,210,369.48	1,210,369.48	1,706,554.45	1,706,554.45	2,916,923.93		-		-	-	2,916,923.93	1,210,369.48	1,706,554.45	2,916,923.93	
Working Fund (NCA Issued to BTr)		-		-	-		-		-	-	-		-	-	
Tax Remittance Advice (TRA)	254,561.05	254,561.05	29,265.07	29,265.07	283,826.12	1,387.50	1,387.50		-	1,387.50	285,213.62	254,561.05	30,652.57	285,213.62	
		-		-	-		-		-	-	-		-	-	
		-		-	-		-		-	-	-		-	-	
Cash Disbursement Ceiling (CDC)															
Non-Cash Availment Authority (NCAA)															
Others (CDT, BTr Docs Stamp, Etc)															
TOTAL UNUSED NCA	(1,696,437.80)	(1,696,437.80)	(2,235,983.82)	(2,235,983.82)	(3,932,421.62)	(24,512.50)	(24,512.50)	-	-	(24,512.50)	(3,956,934.12)	(1,696,437.80)	(2,260,496.32)	(3,956,934.12)	

Summary : 01 1 01 101 , 102, 106, 107	Previous Report	This month	As of Date
Total Disbursement Authorities Receive	38,316,775.69	6,256,213.62	44,572,989.31
NCA	36,384,566.00	5,971,000.00	42,355,566.00
Working Fund	-	-	-
TRA	1,932,209.69	285,213.62	2,217,423.31
CDC	-	-	-
NCAA	-	-	-
Others (CDT, BTr Docs Stan	-	-	-
Add: Notice of Transfer Allocations (NT/	3,848,958.93	437,064.00	4,286,022.93
Less: Notice of Transfer Allocations (NT/	-	-	-
Total Disbursement Authorities Availabl	42,165,734.62	6,693,277.62	48,859,012.24
Less: Lapses NCA /adjstment/cancelled	6,361.87	283,566.00	289,927.87
Disbursements (inclusive o	40,426,023.47	4,242,147.74	44,668,171.21
Balance of Disbursements ,	1,733,349.28	2,167,563.88	3,900,913.16


	Previous Report	This Month	As of Date
Total Disbursement Program	42,165,734.62	6,693,277.62	48,859,012.24
Less: Actual Disbursements	40,426,023.47	4,242,147.74	44,668,171.21
(Over)Under spending	1,739,711.15	2,451,129.88	4,190,841.03

Certified Correct:


 MARGIE ANN P. ENSOMO
 Accountant III

Approved:

For and In the Absence of the Regional Director:


 ROMEO M. DALODADO
 Chief, Geosciences Division

SUMMARY REPORT OF DISBURSEMENTS

For the month of August 2019
In Pesos

FAR No.4

Department : Department of Environment and Natural Resources
Agency : MINES AND GEOSCIENCES BUREAU R-13
Operating Unit : 10 003 00 00000
Organization Code : 01 003 03 00016
Funding Source Code (as CI) : 338 or 151

PARTICULARS	CURRENT YEAR BUDGET						PRIOR YEAR'S BUDGET										GRAND TOTAL				REMARKS
	PS		MOOE		CO	TOTAL	YEAR'S ACCOUNTS PAID				YEAR'S ACCOUNTS RECEIVED				Total	Sub-Total	PS	MOOE	CO	TOTAL	
	BEFORE DOWNLOADING	2	BEFORE DOWNLOADING	3	5	6 = 2+3+4+5	7	8	10	+8+9 +10	12	13	15	+14+15	17=11+16	18=6+17	23	24	26	27=23+24+25+26	
1																					28
Notice of Cash Allocation (NCA)	-	-	-	-	-	-				-				-	-	-	-	-	-	-	
MDS Checks Issued	-	-	338,333.80	338,333.80	-	338,333.80				-				-	-	338,333.80	-	338,333.80	-	338,333.80	
Advice to Debit Account	-	-	773,525.59	773,525.59	-	773,525.59				-				-	-	773,525.59	-	773,525.59	-	773,525.59	
Working Fund (NCA Issued to BTr)	-	-	-	-	-	-				-				-	-	-	-	-	-	-	
Tax Remittance Advice (TRA)	-	-	30,868.22	30,868.22	-	30,868.22				-				-	-	30,868.22	-	30,868.22	-	30,868.22	
Cash Disbursement Ceiling (CDC)	-	-	-	-	-	-				-				-	-	-	-	-	-	-	
Non-Cash Availment Authority (NCAA)	-	-	-	-	-	-				-				-	-	-	-	-	-	-	
Others (CDT, BTr Docs Stamp, Etc)	-	-	-	-	-	-				-				-	-	-	-	-	-	-	
TOTAL UNUSED NCA	-	-	(1,111,859.39)	(1,111,859.39)	-	(1,111,859.39)	-	-	-	-	-	-	-	-	-	(1,111,859.39)	-	(1,111,859.39)	-	(1,111,859.39)	

Summary : 01 1 01 101 , 102, 106, 107

	Previous Report	This month	As of Date
Total Disbursement Authorities Received	-	30,868.22	30,868.22
NCA	-	-	-
Working Fund	-	-	-
TRA	-	30,868.22	30,868.22
Others (CDT, BTr Docs Stamp, Etc.)	-	-	-
Add: Notice of Transfer Allocations (NTA) Issued to ROs/Adjustment	2,000,000.00		2,000,000.00
Less: Notice of Transfer Allocations (NTA) Issued from CO	-		-
Total Disbursement Authorities Available	2,000,000.00	30,868.22	2,030,868.22
Less: Lapses NCA /adjstment/cancelled checks			-
Disbursements (inclusive of tax/TRA)		1,142,727.61	1,142,727.61
Balance of Disbursements Authorities as to date	2,000,000.00	(1,111,859.39)	888,140.61

	Previous Report	This Month	As of Date
Total Disbursement Program	2,000,000.00	30,868.22	2,030,868.22
Less: Actual Disbursements	-	1,142,727.61	1,142,727.61
(Over)Under spending	2,000,000.00	(1,111,859.39)	888,140.61

Note: The use of NTA IS discouraged


*Amounts should tally

Certified Correct:


MARGIE ANN P. ENSOMO
Accountant III

Approved:

For and In the Absence of the Regional Director:


ROMEO M. DALODADO
Chief, Geosciences Division

SUMMARY REPORT OF DISBURSEMENTS

As of the Month Ending August 31, 2019

In Pesos

Department/Agency : DENR - MINES AND GEOSCIENCES BUREAU - MGB RO XIII


ANNEX D

FUND CODE : 338

PARTICULARS	CURRENT YEAR BUDGET			PRIOR YEAR'S BUDGET				PRIOR YEAR'S OBLIGATIONS				Sub-Total	TRUST LIABILITIES			Others	GRAND TOTAL				Remarks
	PS	MOOE	TOTAL	PS	MOOE	CO	TOTAL	PS	MOOE	CO	TOTAL		PS	MOOE	CO		PS	MOOE	CO	TOTAL	
(1)	(2)			(3)				(4)				(5)=2+3+4	(6)			(7)	(8)				(9)
First Quarter																					
Notice of Cash Allocation	-	-	-				-				-	-				-	-	-	-		
MDS Checks Issued	-	-	-				-			-	-	-				-	-	-	-		
Advice to Debit Account	-	-	-				-			-	-	-				-	-	-	-		
Tax Remittance Advice	-	-	-				-			-	-	-				-	-	-	-		
TOTAL	-	-	-	-	-	-	-	-	-	-	-	-	-	-	-	-	-	-	-	-	
Second Quarter			-				-				-										
Notice of Cash Allocation			-				-				-					-	-	-	-		
MDS Checks Issued	-	-	-	-	-	-	-			-	-	-				-	-	-	-		
Advice to Debit Account	-	-	-				-			-	-	-				-	-	-	-		
Tax Remittance Advice	-	-	-	-	-	-	-			-	-	-				-	-	-	-		
TOTAL	-	-	-	-	-	-	-	-	-	-	-	-	-	-	-	-	-	-	-	-	
July			-				-				-										
Notice of Cash Allocation			-				-				-					-	-	-	-		
MDS Checks Issued			-				-				-					-	-	-	-		
Advice to Debit Account			-				-				-					-	-	-	-		
Tax Remittance Advice			-				-				-					-	-	-	-		
TOTAL	-	-	-	-	-	-	-	-	-	-	-	-	-	-	-	-	-	-	-	-	
August			-				-				-										
Notice of Cash Allocation			-				-				-					-	-	-	-		
MDS Checks Issued		338,333.80	338,333.80				-				-	338,333.80				-	338,333.80	-	338,333.80		
Advice to Debit Account		773,525.59	773,525.59				-				-	773,525.59				-	773,525.59	-	773,525.59		
Tax Remittance Advice		30,868.22	30,868.22				-				-	30,868.22				-	30,868.22	-	30,868.22		
TOTAL	-	1,142,727.61	1,142,727.61	-	-	-	-	-	-	-	-	1,142,727.61	-	-	-	-	1,142,727.61	-	1,142,727.61		
September			-				-				-										
Notice of Cash Allocation			-				-				-					-	-	-	-		
MDS Checks Issued			-				-				-					-	-	-	-		
Advice to Debit Account			-				-				-					-	-	-	-		
Tax Remittance Advice			-				-				-					-	-	-	-		
TOTAL	-	-	-	-	-	-	-	-	-	-	-	-	-	-	-	-	-	-	-	-	
Third Quarter			-				-				-										
Notice of Cash Allocation			-				-				-					-	-	-	-		
MDS Checks Issued	-	338,333.80	338,333.80	-	-	-	-			-	-	338,333.80				-	338,333.80	-	338,333.80		
Advice to Debit Account	-	773,525.59	773,525.59				-			-	-	773,525.59				-	773,525.59	-	773,525.59		
Tax Remittance Advice	-	30,868.22	30,868.22	-	-	-	-			-	-	30,868.22				-	30,868.22	-	30,868.22		
TOTAL	-	1,142,727.61	1,142,727.61	-	-	-	-	-	-	-	-	1,142,727.61	-	-	-	-	1,142,727.61	-	1,142,727.61		
Grand Total	-	1,142,727.61	1,142,727.61	-	-	-	-	-	-	-	-	1,142,727.61	-	-	-	-	1,142,727.61	-	1,142,727.61		

MGB RXIII FILE

Certified Correct:


MARGIE ANN P. ENSOMO
 Accounting Staff

Approved:

For and In the Absence of the Regional Director:


ROMEO M. DALODADO
 Chief, Geosciences Division

SUMMARY REPORT OF DISBURSEMENTS

As of the Month Ending Aug 31, 2019

In Pesos

Department/Agency : DENR - MINES AND GEOSCIENCES BUREAU - MGB RO XIII


FUND CODE : 101

PARTICULARS	CURRENT YEAR BUDGET			PRIOR YEAR'S BUDGET			CURRENT YEAR'S BUDGET			Sub-Total	GRAND TOTAL			Remarks
	PS	MOOE	TOTAL	PS	MOOE	TOTAL	PS	MOOE	TOTAL		PS	MOOE	TOTAL	
(1)	(2)			(3)			(4)			(5)=2+3+4	(8)			(9)
January			-			-			-	-			-	
Notice of Cash Allocation			-			-			-	-			-	
MDS Checks Issued	354,075.33	269,370.60	623,445.93		225,777.35	225,777.35			-	849,223.28	354,075.33	495,147.95	849,223.28	
Advice to Debit Account	1,769,422.72	921,131.21	2,690,553.93			-			-	2,690,553.93	1,769,422.72	921,131.21	2,690,553.93	
Tax Remittance Advice	207,916.53	5,319.46	213,235.99		6,369.58	6,369.58			-	219,605.57	207,916.53		207,916.53	
TOTAL	2,331,414.58	1,195,821.27	3,527,235.85	-	232,146.93	232,146.93	-	-	-	3,759,382.78	2,331,414.58	1,416,279.16	3,747,693.74	
February			-			-			-	-			-	
Notice of Cash Allocation			-			-			-	-			-	
MDS Checks Issued	-	388,460.32	388,460.32			-			-	388,460.32	-	388,460.32	388,460.32	
Advice to Debit Account	1,149,339.41	956,728.46	2,106,067.87			-			-	2,106,067.87	1,149,339.41	956,728.46	2,106,067.87	
Tax Remittance Advice	216,683.69	19,715.75	236,399.44			-			-	236,399.44	216,683.69		216,683.69	
TOTAL	1,366,023.10	1,364,904.53	2,730,927.63	-	-	-	-	-	-	2,730,927.63	1,366,023.10	1,345,188.78	2,711,211.88	
March			-			-			-	-			-	
Notice of Cash Allocation			-			-			-	-			-	
MDS Checks Issued	511,231.49	1,228,296.47	1,739,527.96		618,906.93	618,906.93			-	2,358,434.89	511,231.49	1,847,203.40	2,358,434.89	
Advice to Debit Account	2,467,068.35	1,522,981.78	3,990,050.13		4,600.00	4,600.00			-	3,994,650.13	2,467,068.35	1,527,581.78	3,994,650.13	
Tax Remittance Advice	200,217.02	22,119.75	222,336.77		34,585.07	34,585.07			-	256,921.84	200,217.02		200,217.02	
TOTAL	3,178,516.86	2,773,398.00	5,951,914.86	-	658,092.00	658,092.00	-	-	-	6,610,006.86	3,178,516.86	3,374,785.18	6,553,302.04	
First Quarter			-			-			-	-			-	
Notice of Cash Allocation	-	-	-			-			-	-			-	
MDS Checks Issued	865,306.82	1,886,127.39	2,751,434.21	-	844,684.28	844,684.28			-	3,596,118.49	865,306.82	2,730,811.67	3,596,118.49	
Advice to Debit Account	5,385,830.48	3,400,841.45	8,786,671.93	-	4,600.00	4,600.00			-	8,791,271.93	5,385,830.48	3,405,441.45	8,791,271.93	
Tax Remittance Advice	624,817.24	47,154.96	671,972.20	-		-			-	671,972.20	624,817.24	47,154.96	671,972.20	
TOTAL	6,875,954.54	5,334,123.80	12,210,078.34	-	849,284.28	849,284.28	-	-	-	13,059,362.62	6,875,954.54	6,183,408.08	13,059,362.62	
April			-			-			-	-			-	
Notice of Cash Allocation			-			-			-	-			-	
MDS Checks Issued	365,272.38	1,285,052.67	1,650,325.05	11,625.00	28,034.03	39,659.03			-	1,689,984.08	376,897.38	1,313,086.70	1,689,984.08	
Advice to Debit Account	2,632,254.81	1,050,015.00	3,682,269.81			-	256,326.32	256,326.32	-	3,938,596.13	2,632,254.81	1,306,341.32	3,938,596.13	
Tax Remittance Advice	252,830.55	38,561.13	291,391.68		795.97	795.97	1,071.98	1,071.98	-	293,259.63	252,830.55	40,429.08	293,259.63	
Cash Disbursement Ceiling			-			-			-	-			-	
Non-Cash Availment Authority			-			-			-	-			-	
TOTAL	3,250,357.74	2,373,628.80	5,623,986.54	11,625.00	28,830.00	40,455.00	-	257,398.30	257,398.30	5,921,839.84	3,261,982.74	2,659,857.10	5,921,839.84	

PARTICULARS	CURRENT YEAR BUDGET			PRIOR YEAR'S BUDGET			CURRENT YEAR'S BUDGET			Sub-Total	GRAND TOTAL			Remarks
	PS	MOOE	TOTAL	PS	MOOE	TOTAL	PS	MOOE	TOTAL		PS	MOOE	TOTAL	
(1)	(2)			(3)			(4)			(5)=2+3+4	(8)			(9)
May			-			-			-				-	
Notice of Cash Allocation			-			-			-				-	
MDS Checks Issued	721,073.15	1,436,854.06	2,157,927.21		135,857.94	135,857.94			-	2,293,785.15	721,073.15	1,572,712.00	2,293,785.15	
Advice to Debit Account	4,002,574.61	1,250,335.99	5,252,910.60			-	126,476.00	126,476.00	5,379,386.60	4,002,574.61	1,376,811.99		5,379,386.60	
Tax Remittance Advice	255,348.80	43,910.57	299,259.37		7,690.06	7,690.06	550.44	550.44	307,499.87	255,348.80	52,151.07		307,499.87	
Cash Disbursement Ceiling			-			-			-				-	
Non-Cash Availment Authority			-			-			-				-	
TOTAL	4,978,996.56	2,731,100.62	7,710,097.18	-	143,548.00	143,548.00	-	127,026.44	127,026.44	7,980,671.62	4,978,996.56	3,001,675.06	7,980,671.62	
June			-			-			-				-	
Notice of Cash Allocation			-			-			-				-	
MDS Checks Issued	437,976.27	2,088,355.98	2,526,332.25		281,897.10	281,897.10			2,808,229.35	437,976.27	2,370,253.08		2,808,229.35	
Advice to Debit Account	2,006,149.33	2,062,082.74	4,068,232.07		41,500.00	41,500.00	130,219.26	130,219.26	4,239,951.33	2,006,149.33	2,233,802.00		4,239,951.33	
Tax Remittance Advice	254,561.05	72,539.04	327,100.09		16,295.65	16,295.65			343,395.74	254,561.05	88,834.69		343,395.74	
Cash Disbursement Ceiling			-			-			-				-	
Non-Cash Availment Authority			-			-			-				-	
TOTAL	2,698,686.65	4,222,977.76	6,921,664.41	-	339,692.75	339,692.75	-	130,219.26	130,219.26	7,391,576.42	2,698,686.65	4,692,889.77	7,391,576.42	
Second Quarter			-			-			-				-	
Notice of Cash Allocation			-			-			-				-	
MDS Checks Issued	1,524,321.80	4,810,262.71	6,334,584.51	11,625.00	445,789.07	457,414.07			6,791,998.58	1,535,946.80	5,256,051.78		6,791,998.58	
Advice to Debit Account	8,640,978.75	4,362,433.73	13,003,412.48			-	513,021.58	513,021.58	13,516,434.06	8,640,978.75	4,875,455.31		13,516,434.06	
Tax Remittance Advice	762,740.40	155,010.74	917,751.14	-		-	1,622.42	1,622.42	919,373.56	762,740.40	156,633.16		919,373.56	
Cash Disbursement Ceiling			-			-			-				-	
Non-Cash Availment Authority			-			-			-				-	
TOTAL	10,928,040.95	9,327,707.18	20,255,748.13	11,625.00	445,789.07	457,414.07	-	514,644.00	514,644.00	21,227,806.20	10,939,665.95	10,288,140.25	21,227,806.20	
July			-			-			-				-	
Notice of Cash Allocation			-			-			-				-	
MDS Checks Issued	652,002.06	618,923.36	1,270,925.42			-			1,270,925.42	652,002.06	618,923.36		1,270,925.42	
Advice to Debit Account	2,712,973.75	1,772,591.55	4,485,565.30			-			4,485,565.30	2,712,973.75	1,772,591.55		4,485,565.30	
Tax Remittance Advice	260,321.48	14,806.12	275,127.60			-			275,127.60	260,321.48	14,806.12		275,127.60	
Cash Disbursement Ceiling			-			-			-				-	
Non-Cash Availment Authority			-			-			-				-	
TOTAL	3,625,297.29	2,406,321.03	6,031,618.32	-	-	-	-	-	-	6,031,618.32	3,625,297.29	2,406,321.03	6,031,618.32	
August			-			-			-				-	
Notice of Cash Allocation			-			-			-				-	
MDS Checks Issued	486,068.32	529,429.37	1,015,497.69		24,512.50	24,512.50			1,040,010.19	486,068.32	553,941.87		1,040,010.19	
Advice to Debit Account	1,210,369.48	1,706,554.45	2,916,923.93			-			2,916,923.93	1,210,369.48	1,706,554.45		2,916,923.93	
Tax Remittance Advice	254,561.05	29,265.07	283,826.12		1,387.50	1,387.50			285,213.62	254,561.05			254,561.05	
Cash Disbursement Ceiling			-			-			-				-	
TOTAL	1,950,998.85	2,265,248.89	4,216,247.74	-	25,900.00	25,900.00	-	-	-	4,242,147.74	1,950,998.85	2,260,496.32	4,211,495.17	

PARTICULARS	CURRENT YEAR BUDGET			PRIOR YEAR'S BUDGET			CURRENT YEAR'S BUDGET			Sub-Total	GRAND TOTAL			Remarks
	PS	MOOE	TOTAL	PS	MOOE	TOTAL	PS	MOOE	TOTAL		PS	MOOE	TOTAL	
(1)	(2)			(3)			(4)			(5)=2+3+4	(8)			(9)
September			-			-			-	-			-	
Notice of Cash Allocation			-			-			-	-			-	
MDS Checks Issued			-			-			-	-			-	
Advice to Debit Account			-			-			-	-			-	
Tax Remittance Advice			-			-			-	-			-	
Cash Disbursement Ceiling			-			-			-	-			-	
Non-Cash Availment Authority			-			-			-	-			-	
TOTAL	-	-	-	-	-	-	-	-	-	-	-	-	-	
Third Quarter			-			-			-	-			-	
Notice of Cash Allocation			-			-			-	-			-	
MDS Checks Issued	1,138,070.38	1,148,352.73	2,286,423.11	-	24,512.50	24,512.50	-	-	-	2,310,935.61	1,138,070.38	1,172,865.23	2,310,935.61	
Advice to Debit Account	3,923,343.23	3,479,146.00	7,402,489.23	-	-	-	-	-	-	7,402,489.23	3,923,343.23	3,479,146.00	7,402,489.23	
Tax Remittance Advice	514,882.53	44,071.19	558,953.72	-	1,387.50	1,387.50	-	-	-	560,341.22	514,882.53	45,458.69	560,341.22	
Cash Disbursement Ceiling			-			-			-	-			-	
Non-Cash Availment Authority			-			-			-	-			-	
TOTAL	5,576,296.14	4,671,569.92	10,247,866.06	-	25,900.00	25,900.00	-	-	-	10,273,766.06	5,576,296.14	4,697,469.92	10,273,766.06	
TOTAL	-	-	-	-	-	-	-	-	-	-	-	-	-	
Grand Total	23,380,291.63	19,333,400.90	42,713,692.53	11,625.00	1,320,973.35	1,332,598.35	-	514,644.00	514,644.00	44,560,934.88	23,391,916.63	21,169,018.25	44,560,934.88	

Certified Correct:


MARGIE ANN P. ENSOMO
 Accountant III

Approved:

For and In the Absence of the Regional Director:


ROMEO M. DALODADO
 Chief, Geosciences Division