

REPORT OF DISBURSEMENTS
For the 1st Quarter of 2016

Department: Department of Environment and Natural Resources
Entity Name: MINES AND GEOSCIENCES BUREAU R-13
Operating Unit: 10 003 00 00000
Organization Code (UACS): 01 003 03 00016
Funding Source Code (as clustered): (102, 106, 107)
(e.g. Old Fund Code: 101,102, 151)

PARTICULARS	CURRENT YEAR BUDGET					PRIOR YEAR'S BUDGET										SUB-TOTAL	TRUST LIABILITIES				GRAND TOTAL					Remarks	
	PS	MOOE	Fin. Exp	CO	TOTAL	PRIOR YEAR'S ACCOUNTS PAYABLE					CURRENT YEAR'S ACCOUNTS PAYABLE						TOTAL	PS	MOOE	CO	TOTAL	PS	MOOE	Fin. Exp	CO		TOTAL
						PS	MOOE	Fin. Exp	CO	Sub-Total	PS	MOOE	Fin. Exp	CO	Sub-Total												
1	2	3	4	5	6= (2+ 3+4+5)	7	8	9	10	11= (7+ 8+9+10)	12	13	14	15	16= (12+ 13+14+15)	7=(11+16)	18=(6+17)	19	20	21	22=(19+20+21)	23	24	25	26	27=(23+24+25+26)	28
JANUARY																											
Notice of Cash Allocation	1,154,000.00	1,095,000.00			2,249,000.00																	1,154,000.00	1,095,000.00			2,249,000.00	
MDS Checks Issued	490,496.26	37,697.09			528,193.35																	490,496.26	37,697.09			528,193.35	
Advice to Debit Account	964,090.12	267,777.20			1,231,867.32																	964,090.12	267,777.20			1,231,867.32	
Tax Remittance Advices Issued	182,290.43	32,738.85			215,029.28																	182,290.43	32,738.85			215,029.28	
Cash Disbursement Ceiling																											
Non-Cash Availment Authority																											
Others (CDT, Docs Stamp, etc.)																											
TOTAL	(300,586.38)	789,525.71			488,939.33																	(300,586.38)	789,525.71			488,939.33	
FEBRUARY																											
Notice of Cash Allocation	1,154,000.00	1,661,000.00			2,815,000.00																	1,154,000.00	1,661,000.00			2,815,000.00	
MDS Checks Issued	488,027.64	310,889.40			798,917.04																	488,027.64	310,889.40			798,917.04	
Advice to Debit Account	770,660.08	759,799.68			1,530,459.76																	770,660.08	759,799.68			1,530,459.76	
Tax Remittance Advices Issued	182,290.43	50,504.06			232,794.49																	182,290.43	50,504.06			232,794.49	
Cash Disbursement Ceiling																											
Non-Cash Availment Authority																											
Others (CDT, Docs Stamp, etc.)																											
TOTAL	(104,687.72)	590,310.92			485,623.20																	(104,687.72)	590,310.92			485,623.20	
MARCH																											
Notice of Cash Allocation	1,359,000.00	2,142,000.00			3,501,000.00																	1,359,000.00	2,142,000.00			3,501,000.00	
MDS Checks Issued	521,881.56	1,554,544.50			2,076,426.06																	521,881.56	1,554,544.50			2,076,426.06	
Advice to Debit Account	1,026,488.71	1,371,552.80			2,398,041.51																	1,026,488.71	1,371,552.80			2,398,041.51	
Tax Remittance Advices Issued	212,606.45	98,945.92			311,552.37																	212,606.45	98,945.92			311,552.37	
Cash Disbursement Ceiling																											
Non-Cash Availment Authority																											
Others (CDT, Docs Stamp, etc.)																											
TOTAL	(189,370.27)	(784,097.30)			(973,467.57)																	(189,370.27)	(784,097.30)			(973,467.57)	
1ST QUARTER																											
Notice of Cash Allocation	3,667,000.00	4,898,000.00			8,565,000.00																	3,667,000.00	4,898,000.00			8,565,000.00	
MDS Checks Issued	1,500,405.46	1,903,130.99			3,403,536.45																	1,500,405.46	1,903,130.99			3,403,536.45	
Advice to Debit Account	2,761,238.91	2,399,129.68			5,160,368.59																	2,761,238.91	2,399,129.68			5,160,368.59	
Tax Remittance Advices Issued	577,187.31	182,188.83			759,376.14																	577,187.31	182,188.83			759,376.14	
Cash Disbursement Ceiling																											
Non-Cash Availment Authority																											
Others (CDT, Docs Stamp, etc.)																											
GRAND TOTAL	(594,644.37)	595,739.33			1,094.96																	(594,644.37)	595,739.33			1,094.96	

SUMMARY:		Previous Report (Feb)	This month (March)	As of Date	Previous Report (Feb)	This month (Mar)	As of Date
Total Disbursement Authorities Received		5,511,823.77	3,812,552.37	9,324,376.14	5,511,823.77	3,812,552.37	9,324,376.14
NCA		5,064,000.00	3,501,000.00	8,565,000.00			
Working Fund		-	-	-			
TRA		447,823.77	311,552.37	759,376.14			
CDC		-	-	-			
NCAA		-	-	-			
Others (CDT, BTr Docs Stamp, etc.)		-	-	-			
Less: Notice of Transfer Allocations (NTA)* issued		-	-	-			
Total Disbursements Authorities Available		5,511,823.77	3,812,552.37	9,324,376.14			
Less: Lapsed NCA							
Disbursements *		4,537,261.24	4,786,019.94	9,323,281.18			
Balance of Disbursements Authorities as of to date		974,562.53	(973,467.57)	1,094.96			
Certified Correct:		Approved By:					
MARGIE ANN P. ENSOMO		ALILO C. ENSOMO, JR.					
Accountant- Designate		Regional Director					

REPORT OF DISBURSEMENTS

For the 2nd Quarter of 2016


Department: Department of Environment and Natural Resources
 Entity Name: MINES AND GEOSCIENCES BUREAU R-13
 Operating Unit: 10 003 00 00000
 Organization Code (UACS): 01 003 03 00016
 Funding Source Code (as clustered): (102, 106, 107) **101**
 (e.g. Old Fund Code: 101, 102, 151)


PARTICULARS	CURRENT YEAR BUDGET					PRIOR YEAR'S BUDGET										SUB-TOTAL	TRUST LIABILITIES				GRAND TOTAL					Remarks	
	PS	MOOE	Fin Exp	CO	TOTAL	PRIOR YEAR'S ACCOUNTS PAYABLE					CURRENT YEAR'S ACCOUNTS PAYABLE						TOTAL	PS	MOOE	CO	TOTAL	PS	MOOE	Fin Exp	CO		TOTAL
						PS	MOOE	Fin Exp	CO	Sub-Total	PS	MOOE	Fin Exp	CO	Sub-Total												
1	2	3	4	5	6= (2+3+4+5)	7	8	9	10	11= (7+8+9+10)	12	13	14	15	16= (12+13+14+15)	17= (11+16)	18= (6+17)	19	20	21	22 (19+20+21)	23	24	25	26	27= (23+24+25+26)	28
APRIL																											
Notice of Cash Allocation	1,359,000.00	1,311,000.00			2,670,000.00																1,359,000.00	1,311,000.00				2,670,000.00	
MDS Checks Issued	512,046.02	281,338.33			793,384.35																512,046.02	281,338.33				793,384.35	
Advice to Debit Account	823,512.85	587,893.60			1,411,406.45																823,512.85	587,893.60				1,411,406.45	
Tax Remittance Advices Issued	212,606.45	52,972.71			265,579.16																212,606.45	52,972.71				265,579.16	
Cash Disbursement Ceiling																											
Non-Cash Availment Authority																											
Others (CDT, Docs Stamp, etc.)																											
TOTAL	23,441.13	441,768.07			465,209.20																23,441.13	441,768.07				465,209.20	
MAY																											
Notice of Cash Allocation	1,749,000.00	2,133,000.00			3,882,000.00																1,749,000.00	2,133,000.00				3,882,000.00	
MDS Checks Issued	585,768.70	445,793.28			1,031,561.98																585,768.70	445,793.28				1,031,561.98	
Advice to Debit Account	2,121,135.38	562,013.28			2,683,148.66																2,121,135.38	562,013.28				2,683,148.66	
Tax Remittance Advices Issued	212,606.45	20,788.99			233,395.44																212,606.45	20,788.99				233,395.44	
Cash Disbursement Ceiling																											
Non-Cash Availment Authority																											
Others (CDT, Docs Stamp, etc.)																											
TOTAL	(957,904.08)	1,125,193.44			167,289.36																(957,904.08)	1,125,193.44				167,289.36	
JUNE																											
Notice of Cash Allocation	2,354,044.00	1,721,000.00			4,075,044.00																2,354,044.00	1,721,000.00				4,075,044.00	
MDS Checks Issued	518,497.54	1,749,104.78			2,267,602.32																518,497.54	1,749,104.78				2,267,602.32	
Advice to Debit Account	833,663.62	1,600,141.06			2,433,804.68																833,663.62	1,600,141.06				2,433,804.68	
Tax Remittance Advices Issued	212,606.45	50,739.54			263,345.99																212,606.45	50,739.54				263,345.99	
Cash Disbursement Ceiling																											
Non-Cash Availment Authority																											
Others (CDT, Docs Stamp, etc.)																											
TOTAL	1,001,882.84	(1,628,245.84)			(626,363.00)																1,001,882.84	(1,628,245.84)				(626,363.00)	
2ND QUARTER																											
Notice of Cash Allocation	5,462,044.00	5,165,000.00			10,627,044.00																5,462,044.00	5,165,000.00				10,627,044.00	
MDS Checks Issued	1,616,312.26	2,476,236.39			4,092,548.65																1,616,312.26	2,476,236.39				4,092,548.65	
Advice to Debit Account	3,778,311.85	2,750,047.94			6,528,359.79																3,778,311.85	2,750,047.94				6,528,359.79	
Tax Remittance Advices Issued	637,819.35	124,501.24			762,320.59																637,819.35	124,501.24				762,320.59	
Cash Disbursement Ceiling																											
Non-Cash Availment Authority																											
Others (CDT, Docs Stamp, etc.)																											
GRAND TOTAL	67,419.89	(61,284.33)			6,135.56																67,419.89	(61,284.33)				6,135.56	
SUMMARY:																											


SUMMARY:

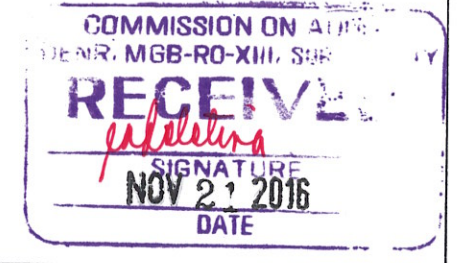
	Previous Report (April & May)	This month (June)	As of Date
Total Disbursement Authorities Received	7,050,974.60	4,338,389.99	11,389,364.59
NCA	6,552,000.00	4,075,044.00	10,627,044.00
Working Fund	-	-	-
TRA	498,974.60	263,345.99	762,320.59
CDC	-	-	-
NCAA	-	-	-
Others (CDT, BTr Docs Stamp, etc.)	-	-	-
Less: Notice of Transfer Allocations (NTA)* issued	-	-	-
Total Disbursements Authorities Available	7,050,974.60	4,338,389.99	11,389,364.59
Less: Lapsed NCA	-	-	-
Disbursements *	6,418,476.04	4,964,752.99	11,383,229.03
Balance of Disbursements Authorities as of to date	632,498.56	(626,363.00)	6,135.56

	Previous Report (Feb)	This month (Mar)	As of Date
Total Disbursements Program	7,050,974.60	4,338,389.99	11,389,364.59
Less: * Actual Disbursements	6,418,476.04	4,964,752.99	11,383,229.03
(Over)/Under spending	632,498.56	(626,363.00)	6,135.56

Prepared by: 
MARGIE ANN P. ENSOMO
 Accounting Staff

Certified Correct: 
RUDORA B. TAN
 Accountant-Designate

Approved By: 
ALIJO C. ENSOMO, JR.
 Regional Director



PARTICULARS	CURRENT YEAR BUDGET					PRIOR YEAR'S BUDGET												SUB-TOTAL	TRUST LIABILITIES				GRAND TOTAL					Remarks
	PS	MOOE	Fin. Exp	CO	TOTAL	PRIOR YEAR'S ACCOUNTS PAYABLE					CURRENT YEAR'S ACCOUNTS PAYABLE					TOTAL	PS		MOOE	CO	TOTAL	PS	MOOE	Fin. Exp	CO	TOTAL		
						PS	MOOE	Fin. Exp	CO	Sub-Total	PS	MOOE	Fin. Exp	CO	Sub-Total													
1	2	3	4	5	6= (2+ 3+4+5)	7	8	9	10	11= (7+ 8+9+10)	12	13	14	15	16= (12+ 13+14+15)	17=(11+16)	18=(6+17)	19	20	21	22=(19+20+21)	23	24	25	26	27=(23+24+25+26)	28	
JULY																												
Notice of Cash Allocation	1,225,000.00	2,982,000.00			4,207,000.00																	1,225,000.00	2,982,000.00			4,207,000.00		
MDS Checks Issued	1,997,993.00	655,542.09			2,653,535.09																	1,997,993.00	655,542.09			2,653,535.09		
Advice to Debit Account	275,610.42	193,659.00			469,269.42																	275,610.42	193,659.00			469,269.42		
Tax Remittance Advices Issued		6,449.49			6,449.49																	-	6,449.49			6,449.49		
Cash Disbursement Ceiling																												
Non-Cash Availment Authority																												
Others (CDT, Docs Stamp, etc.)																												
TOTAL	(1,048,603.42)	2,132,798.91			1,084,195.49																	(1,048,603.42)	2,132,798.91			1,084,195.49		
AUGUST																												
Notice of Cash Allocation	1,225,000.00	1,998,000.00			3,223,000.00																	1,225,000.00	1,998,000.00			3,223,000.00		
MDS Checks Issued	541,653.68	1,199,405.05			1,741,058.73																	541,653.68	1,199,405.05			1,741,058.73		
Advice to Debit Account	815,967.80	473,518.78			1,289,486.58																	815,967.80	473,518.78			1,289,486.58		
Tax Remittance Advices Issued	212,606.45	95,886.30			308,492.75																	212,606.45	95,886.30			308,492.75		
Cash Disbursement Ceiling																												
Non-Cash Availment Authority																												
Others (CDT, Docs Stamp, etc.)																												
TOTAL	(132,621.48)	325,076.17			192,454.69																	(132,621.48)	325,076.17			192,454.69		
SEPTEMBER																												
Notice of Cash Allocation	1,225,000.00	2,263,000.00			3,488,000.00																	1,225,000.00	2,263,000.00			3,488,000.00		
MDS Checks Issued	570,602.17	597,754.07			1,168,356.24																	570,602.17	597,754.07			1,168,356.24		
Advice to Debit Account	807,050.08	508,941.22			1,315,991.30																							

SUMMARY:			
	Previous Report (Jul & Aug)	This month (Sept)	As of Date
Total Disbursement Authorities Received	7,744,942.24	3,714,241.13	11,459,183.37
NCA	7,430,000.00	3,488,000.00	10,918,000.00
Working Fund	-	-	-
TRA	314,942.24	226,241.13	541,183.37
CDC	-	-	-
NCAA	-	-	-
Others (CDT, BTr Docs Stamp, etc.)	-	-	-
Less: Notice of Transfer Allocations (NTA)* issued	-	-	-
Total Disbursements Authorities Available	7,744,942.24	3,714,241.13	11,459,183.37
Less: Lapsed NCA			
Disbursements *	6,468,292.06	2,710,588.67	9,178,880.73
Balance of Disbursements Authorities as of to date	1,276,650.18	1,003,652.46	2,280,302.64

Prepared by:	Certified Correct:	Approved By:
 <u>MARGIE ANN P. ENSOMO</u> Accounting Staff	 <u>RHODORA B. TAN</u> Accountant- Designate	 <u>ROGER F. DE DIOS</u> Regional Director

REPORT OF DISBURSEMENTS

For the 4th Quarter of 2016

Department: Department of Environment & Natural Resources
 Entity Name: MINES AND GEOSCIENCES BUREAU R-13
 Operating Unit: 10 003 00 00000
 Organization Code (UACS): 01 003 03 00016
 Funding Source Code (as clustered): 101
 (e.g. Old Fund Code: 101,102, 151)

PARTICULARS	CURRENT YEAR BUDGET					PRIOR YEAR'S BUDGET												SUB-TOTAL	TRUST LIABILITIES				GRAND TOTAL					Remarks
	PS	MOOE	Fin. Exp	CO	TOTAL	PRIOR YEAR'S ACCOUNTS PAYABLE					CURRENT YEAR'S ACCOUNTS PAYABLE					TOTAL	PS		MOOE	CO	TOTAL	PS	MOOE	Fin. Exp	CO	TOTAL		
						PS	MOOE	Fin. Exp	CO	Sub-Total	PS	MOOE	Fin. Exp	CO	Sub-Total													
I	2	3	4	5	6= (2+ 3+4+5)	7	8	9	10	11= (7+ 8+9+10)	12	13	14	15	16= (12+ 13+14+15)	17=(11+16)	18=(6+17)	19	20	21	22=(19+20+21)	23	24	25	26	27=(23+24+25+26)	28	
OCTOBER																												
Notice of Cash Allocation	1,225,000.00	2,290,000.00			3,515,000.00																	1,225,000.00	2,290,000.00			3,515,000.00		
MDS Checks Issued	530,779.07	575,809.07			1,106,588.14																	530,779.07	575,809.07			1,106,588.14		
Advice to Debit Account	770,847.14	676,261.08			1,447,108.22																	770,847.14	676,261.08			1,447,108.22		
Tax Remittance Advices Issued	201,134.90	8,297.39			209,432.29																	201,134.90	8,297.39			209,432.29		
Cash Disbursement Ceiling																												
Non-Cash Availment Authority																												
Others (CDT, Docs Stamp, etc.)																												
TOTAL	(76,626.21)	1,037,929.85			961,303.64																	(76,626.21)	1,037,929.85			961,303.64		
NOVEMBER																												
Notice of Cash Allocation	2,483,000.00	5,642,000.00			8,125,000.00																	2,483,000.00	5,642,000.00			8,125,000.00		
MDS Checks Issued	-	1,139,816.56		169,723.04	1,309,539.60																	-	1,139,816.56			1,139,816.56		
Advice to Debit Account	2,154,235.45	778,440.83		-	2,932,676.28																	2,154,235.45	778,440.83			2,932,676.28		
Tax Remittance Advices Issued	211,108.99	17,172.04		9,606.96	237,887.99																	211,108.99	17,172.04			228,281.03		
Cash Disbursement Ceiling																												
Non-Cash Availment Authority																												
Others (CDT, Docs Stamp, etc.)																												
TOTAL	328,764.55	3,723,742.61		(169,723.04)	3,882,784.12																	328,764.55	3,723,742.61			4,052,507.16		
DECEMBER																												
Notice of Cash Allocation	3,170,959.68	978,000.00		400,500.00	4,549,459.68																	3,170,959.68	978,000.00		400,500.00	4,549,459.68		
MDS Checks Issued	2,383,855.45	4,046,719.17			6,430,574.62																	2,383,855.45	4,046,719.17		-	6,430,574.62		
Advice to Debit Account	1,788,714.19	1,160,853.53			2,949,567.72																	1,788,714.19	1,160,853.53		-	2,949,567.72		
Tax Remittance Advices Issued	202,887.57	218,612.64			421,500.21																	202,887.57	218,612.64		-	421,500.21		
Cash Disbursement Ceiling																												
Non-Cash Availment Authority																												
Others (CDT, Docs Stamp, etc.)																												
TOTAL	(1,001,609.96)	(4,229,572.70)		400,500.00	(4,830,682.66)																	(1,001,609.96)	(4,229,572.70)		400,500.00	(4,830,682.66)		
4th QUARTER																												
Notice of Cash Allocation	6,878,959.68	8,910,000.00		400,500.00	16,189,459.68																	6,878,959.68	8,910,000.00		400,500.00	16,189,459.68		
MDS Checks Issued	2,914,634.52	5,762,344.80		169,723.04	8,846,702.36																	2,914,634.52	5,762,344.80		169,723.04	8,846,702.36		
Advice to Debit Account	4,713,796.78	2,615,555.44		-	7,329,352.22																	4,713,796.78	2,615,555.44		-	7,329,352.22		
Tax Remittance Advices Issued	615,131.46	244,082.07		9,606.96	868,820.49																	615,131.46	244,082.07		9,606.96	868,820.49		
Cash Disbursement Ceiling																												
Non-Cash Availment Authority																												
Others (CDT, Docs Stamp, etc.)																												
GRAND TOTAL	(749,471.62)	532,099.76			13,405.10																	(749,471.62)	532,099.76		230,776.96	13,405.10		

SUMMARY:

	Previous Report (Oct & Nov)	This month (Dec)	As of Date
Total Disbursement Authorities Received	12,087,320.28	4,970,959.89	17,058,280.17
NCA	11,640,000.00	4,549,459.68	16,189,459.68
Working Fund	-	-	-
TRA	447,320.28	421,500.21	868,820.49
CDC	-	-	-
NCAA	-	-	-
Others (CDT, BTr Docs Stamp, etc.)	-	-	-
Less: Notice of Transfer Allocations (NTA)* issued	-	-	-
Total Disbursements Authorities Available	12,087,320.28	4,970,959.89	17,058,280.17
Less: Lapsed NCA	-	-	-
Disbursements *	7,243,232.52	9,801,642.55	17,044,875.07
Balance of Disbursements Authorities as of to date	4,844,087.76	(4,830,682.66)	13,405.10

	Previous Report (Feb)	This month (Mar)	As of Date
Total Disbursements Program	12,087,320.28	4,970,959.89	17,058,280.17
Less: * Actual Disbursements	7,243,232.52	9,801,642.55	17,044,875.07
(Over)/Under spending	4,844,087.76	(4,830,682.66)	13,405.10

Prepared by:

MARGIE ANN P. ENSOMO
Accounting Staff

Certified Correct:

RHODORA B. TAN
Accountant-Designate

Approved By:


ROGER A. DE DIOS
Regional Director


REPORT OF DISBURSEMENTS For the 4th Quarter of 2016

Department: Department of Environment and Natural Resources
 Entity Name: MINES AND GEOSCIENCES BUREAU R-13
 Operating Unit: 10 003 00 00000
 Organization Code (UACS): 01 003 03 00016
 Funding Source Code (as clustered): 151 or 338
 (e.g. Old Fund Code: 101,102, 151)

PARTICULARS	CURRENT YEAR BUDGET					PRIOR YEAR'S BUDGET											SUB-TOTAL	TRUST LIABILITIES				GRAND TOTAL					Remarks
	PS	MOOE	Fin. Exp	CO	TOTAL	PRIOR YEAR'S ACCOUNTS PAYABLE					CURRENT YEAR'S ACCOUNTS PAYABLE					TOTAL		PS	MOOE	CO	TOTAL	PS	MOOE	Fin. Exp	CO	TOTAL	
						PS	MOOE	Fin. Exp	CO	Sub-Total	PS	MOOE	Fin. Exp	CO	Sub-Total												
1	2	3	4	5	6= (2+ 3+4+5)	7	8	9	10	11= (7+ 8+9+10)	12	13	14	15	16= (12+ 13+14+15)	17=(11+16)	18=(6+17)	19	20	21	22=(19+20+21)	23	24	25	26	27=(23+24+25+26)	28
OCTOBER																											
Notice of Cash Allocation					-																	-	-			-	
MDS Checks Issued					-																	-	-			-	
Advice to Debit Account					-																	-	-			-	
Tax Remittance Advices Issued					-																	-	-			-	
Cash Disbursement Ceiling																											
Non-Cash Availment Authority																											
Others (CDT, Docs Stamp, etc.)																											
TOTAL	-	-			-																	-	-			-	
NOVEMBER																											
Notice of Cash Allocation					-																	-	-			-	
MDS Checks Issued					-																	-	-			-	
Advice to Debit Account					-																	-	-			-	
Tax Remittance Advices Issued					-																	-	-			-	
Cash Disbursement Ceiling																											
Non-Cash Availment Authority																											
Others (CDT, Docs Stamp, etc.)																											
TOTAL	-	-		-	-																	-	-			-	
DECEMBER																											
Notice of Cash Allocation		139,841.00			139,841.00																	-	139,841.00		-	139,841.00	
MDS Checks Issued		120,717.05			120,717.05																	-	120,717.05		-	120,717.05	
Advice to Debit Account					-																	-	-		-		
Tax Remittance Advices Issued		5,307.95			5,307.95																	-	5,307.95		-	5,307.95	
Cash Disbursement Ceiling																											
Non-Cash Availment Authority																											
Others (CDT, Docs Stamp, etc.)																											
TOTAL	-	19,123.95		-	19,123.95																	-	19,123.95		-	19,123.95	
4th QUARTER																											
Notice of Cash Allocation	-	139,841.00		-	139,841.00																	-	139,841.00		-	139,841.00	
MDS Checks Issued	-	120,717.05		-	120,717.05																	-	120,717.05		-	120,717.05	
Advice to Debit Account	-			-																		-			-		
Tax Remittance Advices Issued	-	5,307.95		-	5,307.95																	-	5,307.95		-	5,307.95	
Cash Disbursement Ceiling																											
Non-Cash Availment Authority																											
Others (CDT, Docs Stamp, etc.)																											
GRAND TOTAL	-	19,123.95			19,123.95																	-	19,123.95		-	19,123.95	

SUMMARY:				Previous Report (Oct & Nov)			This month (Dec)			As of Date			Previous Report (Feb)			This month (Mar)			As of Date		
Total Disbursement Authorities Received				-			145,148.95			145,148.95			-			145,148.95			145,148.95		
NCA				-			139,841.00			139,841.00			-			126,025.00			126,025.00		
Working Fund				-									-			19,123.95			19,123.95		
TRA				-			5,307.95			5,307.95			-								
CDC				-									-								
NCAA				-									-								
Others (CDT, BTr Docs Stamp, etc.)				-									-								
Less: Notice of Transfer Allocations (NTA)* issued				-									-								
Total Disbursements Authorities Available				-			145,148.95			145,148.95			-								
Less: Lapsed NCA				-									-								
Disbursements *				-			126,025.00			126,025.00			-								
Balance of Disbursements Authorities as of to date				-			19,123.95			19,123.95			-								

Prepared by: 
MARGIE ANN P. ENSOMO
 Accounting Staff

Certified Correct: 
RHODORA B. TAN
 Accountant-Designate

Approved By: 
ROGER A. DE DIOS
 Regional Director